

BEFORE THE ODISHA ELECTRICITY REGULATORY COMMISSION  
PLOT NO.4, CHUNUKOLI, SAILASHREE VIHAR,  
BHUBANESWAR-751021

Case No. 108/2021

IN THE MATTER OF: Submission of information as per the queries raised by Hon'ble  
Commission on the ARR & Tariff application of TPNODL for  
the FY 2022-23.

AND

IN THE MATTER OF: TP Northern Odisha Distribution Ltd (TPNODL),  
Corporate Office-Januganj, Balasore-756019.

Affidavit verifying the submission of TPNODL

I, Sri Pratap Kumar Mohanty, aged about 55 years, S/o. late Gyanendra Prasad Mohanty  
working as the Sr. GM (Risk, Regulatory & Legal), do hereby solemnly affirm and state as  
follows:

1. That, I am authorized representative of the TPNODL, the Respondent in the instant case and competent to swear this affidavit for and on behalf of TPNODL.
2. That, I have gone through the contentions in this submission and understood the contents thereof.
3. That, the facts stated in the submission are true to the best of my knowledge and belief.

Pratap Kumar Mohanty.

DEPONENT

Date:

The deponent being identified by  
Sri-  
Advocate Sales solemnly affirm  
and state that the facts stated above  
are true to the best of his knowledge and belief  
and he has no objection on this  
20/11/22  
20/11/22  
20/11/22

**BEFORE THE ODISHA ELECTRICITY REGULATORY COMMISSION  
PLOT NO.4, CHUNUKOLI, SAILASHREE VIHAR,  
BHUBANESWAR-751021**

**Case No. 108/2021**

**IN THE MATTER OF:** Submission of information as per the queries raised by Hon'ble  
Commission on the ARR & Tariff application of TPNODL for  
the FY 2022-23.

**AND**

**IN THE MATTER OF:** TP Northern Odisha Distribution Ltd (TPNODL),  
Corporate Office-Januganj, Balasore-756019.

**Submission of information as per the queries raised by Hon'ble Commission on the ARR  
& Tariff application of TPNODL for the FY 2022-23.**

**THE ABOVE NAMED APPLICANT MOST RESPECTFULLY SHOWETH:**

1. That, the licensee, TPNODL has submitted Aggregate Revenue Requirement (ARR) and Tariff Application for the FY 2022-23 on 30<sup>th</sup> November, 2021. TPNODL has been directed to furnish some information and reply to the queries raised on the ARR and Tariff application for the FY 2022-23, vide letter No. **Case No.108/2021/1768** dated **Dt.12.01.2022** of Secretary, OERC.
2. That, in compliance to the above letter, the required information and data as per the queries raised on the ARR filing for the FY 2022-23 are submitted attached here with for kind perusal of Hon'ble Commission.

**Date:**

*Pratap Kumar Mohanty*

**Sr General Manager (RR&L)**



## Submission of information /replies to queries

### TECHNICAL

- (1) The details of open Access availed by EHT & HT Consumers in last 3 years are enclosed in Annexure T1(1).
- (2) Revenue collected from HT and EHT Consumers towards Reliability Surcharge for the FY 2019-20,2020-21 and 2021-22(up to Dec21)is enclosed in Annexure-T2(2)
- (3) Revenue Collected from HT & EHT Consumers towards TOD benefits for FY 2019-20,2020-21 and 21-22(Upto Dec 2021) is submitted in Annexure –T3(3)
- (4) The latest T4 (Consumption and Demand ) & T6 up to December2021 are enclosed in Annexure-T4(4) & Annexure-5 respectively.
- (5) HT (100KVA and above )(New Consumer for 2022-23) is enclosed in Annexure-6.

### FINANCE :

1. The component wise actual expenses on Employee Cost for the FY 2020-21 and FY 2021-22 (upto Nov'21) are enclosed as **Annexure – F1(1)** for the FY 2020-21 and **Annexure F1(2)** for the FY 2021-22. The component wise terminal benefits are provided as per para 5 below.
2. Hon'ble Commission has allowed Rs 45.70 cr towards out source and contractual employees in the employee cost of ARR of FY2021-22 considering Rs3.81cr per month. TPNODL has estimated increase of 3% over approved annual cost of FY 2021-22 which comes to Rs 47.07 cr for the FY 2022-23. The month wise actual cost has been provided in the employee cost of 2022-23 (Up to Nov21) .
3. The detail of expenses under the head Repair & Maintenance for the FY 2020-21 and FY 2021-22 (upto Dec'21) are enclosed as **Annexure – F2**.
4. The scheme wise capital expenditure and the capitalization to that effect during the FY 2021-22 (actual till Dec'21) are enclosed as **Annexure – F3**.



12.

5. The availability of fund and its investment pattern of Employees' Trust as on 31<sup>st</sup> March 2021 and as on 30<sup>th</sup> November 2021 are enclosed as **Annexure – F4.**

The month wise cash outflow towards the terminal liabilities under different heads during the FY 2020-21 and FY 2021-22 (upto Dec'21) are enclosed as **Annexure – F5.**


6. The month-wise cash flow considering the revenue items for the FY 2020-21 and FY 2021-22 (actual upto Nov'2021) are enclosed as **Annexure – F6.**

7. The details of A & G Expenses month wise and head wise for the FY 2021-22 ( actual upto Dec'21) are enclosed as **Annexure – F7.** TPNODL has estimated to the tune of Rs. 155.18 cr under the A & G Expenses during the FY 2022-23 with the inflationary effect over the estimated amount of FY 2021-22. During the FY 2021-22 (upto Dec'21) we have already expended to the tune of Rs. 84.85 cr. as against the estimated amount of Rs. 81.87 cr. The forecasted amount in the FY 2022-23 accounts the different operational initiatives to be enhanced which shall bring business efficiency and arresting the AT & C Losses.

8. We have considered the non-collectable amount based on the collection efficiency(99%) as bad and doubtful debts while estimating the ARR for FY 2022-23. Considering the proposed collection inefficiency of 1% for FY 2022-23, provisions for bad and doubtful debts at 1% on total sales to Rs 26.57 crs has been considered as part of ARR for FY 2022-23.

9. The amount spent towards interest on long-term debt and working capital for the FY 2020-21 and FY 2021-22 are enclosed as **Annexure – F8.**

10. The actual availability of Security Deposit as on 31<sup>st</sup> March 2021 and the movement of the net receipts for the period from April'21 to Dec'21 are enclosed as **Annexure – F9.**



*(Handwritten signature)*

11.The month wise receipts under the head other revenues including misc. receipts for the FY 2021-22 (upto Dec'21) and for the FY 2020-21 are enclosed as **Annexure – F10.**

12.The outstanding against various pertaining to Power Purchases as on 31<sup>st</sup> March 2021 and the Month-wise BSP, Transmission and SLDC Bills and payments for the period from April'21 to Dec'21 are enclosed as **Annexure – F11.**

GA.



## TPNODL

CONSUMERWISE DETAILS OF EHT CONSUMPTION INCLUDING OPEN ACCESS FOR THE PERIOD 2020-21 AND PROJECTED OPEN ACCESS CONSUMPTION FOR 2021-22 AND 2022-23

SL NO	NAME OF THE INDUSTRY	CD MAR'21	Total Consumption during FY 2020-21 (GRID+Oen Access) in MU			Total 21-22	Open Access availing or likely to avail during FY 2021-22		Open Access likely to avail during FY 2022-23	
			GRID	OA	TOTAL		KVA	MU	KVA	MU
1	M/S FACOR POWER LIMITED	5555	308800		308800	414360				
2	M/S TATA SPONGE IRON LTD.	7778	415200		415200	16600				
3	M/S DHAMARA PORT COMPANY LTD.	20000	40981155	44998181	85979336	53030004	50250883	70545912		
4	M/S JINDAL STEEL & POWER LTD.	16667	77343429	400196255	477539684	37221549	421595207	448783344		
5	BIRLA TYRES	7000	14286700		14286700	3244198				
6	STORK FERRO MINERAL	16667	44211600		44211600	1107600				
7	EMAMI PAPER MILLS LTD.	10000	3751920		3751920	7254841				
8	NILACHAL ISPAT NIGAM LTD	25000	14060200		14060200	4147300				
9			208320		208320					
10	M/S.B.C.MOHANTY & SONS.(P)LTD.	10000	41844700		41844700	78407141				
11	M/S JINDAL STAINLESS LIMITED	22000	83447476	77429605	160877081	83846304	154178959	86304408		
12	M/S ROHIT FERRO TECH. LTD.	55000	162781200		162781200	219803565				
13	M/S VISA STEELS LTD.	18000	18708000		18708000	47488100	4153352	8372280		
14	M/S MISRILAL MINES PVT.LTD	8000	54398400		54398400	57489190				
15	BRAHMANI RIVER PELLETS LTD.	22222	117697920		117697920	109308468				
16	M/S TATA STEEL LTD	110000	134104389	551987849	686092238	108575112	590295407	659238780		
17	M/S EMAMI CEMENT LTD.	13000	29134361	5864156	34998517	33249416	8824142	18157368		
18	M/S JSW CEMENT LTD.	8000	14733315	8280072	23013387	15484662	7723640	12941580		
19	M/S THE RAMCO CEMENTS LTD.	9000	12649600		12649600	24965803	3468152	8420868		
20	M/S M.S.P SPONGE IRON LTD.	8000	30348514	70179887	100528401	18405440	70286039	92651712		
21	BALANI IRON ORE MINES, SAIL	5500	21770880		21770880	22594088				
22	M/S ARYA IRON & STEEL CO (P) LTD.	10000	40549432	12259830	52809262	51790534				
23	BRAHMANI RIVER PELLETS LTD.	13000	76324320		76324320	69977992				
24	M/S SHRI JAGANNATH STEELS & PWR LTD	2500	3063342	948857	4012199	2559686	7041852	13325004		
25	M/S ESSAR STEEL INDIA LTD.	23000	34371761	67800776	102172537	71573529	38446203	67866324		
26	M/S TATA STEEL LTD.	10000	20410968	36170019	56580987	7568865	42747900	43300800		
27	M/S RUNGTA MINES LTD	4445	0		0	796305				
28	PTCL	6500	0		0	2106000				
29	FACOR LTD- CHARGE CHROME PLANT	13000	8303280		8303280	17750576				
30	BALASORE ALLOYS LIMITED	55000	23897760		23897760					
31	TISCO FERRO ALLOYS PLANT	12000	31258298	134256688	165514986	22742056	128870673	158187600		
32	FERRO MANGANESE PLANT, TISCO	10000	23792149	117637988	141430137	13209202	118543882	128214972		
33	BHADRAK RAILWAY TRACTION	15000	46639200		46639200	61000028				
34	BALASORE RAILWAY TRACTION	18000	45394680		45394680	59096968				
35	JALESWAR RAILWAY TRACTION	16500	41989320		41989320	55736690				
36	JAKHAPURA TRACTION SUB-STATION	20000	71209000		71209000	88510543				
37	SENIOR DIVISIONAL ELECTRICAL DIVIS	15500	25672320		25672320	25417340				
38	SR. DIVNL. ELECT. ENGR. (TRD)	22000	56994720		56994720	54669176				
39	DIVNL. RLY. MANAGER, SERLY. CKP.	19000	24649200		24649200	26920708				
40	DIVISIONAL RAILWAY	19000	55217280		55217280	58814280				
41	SARDA MINES LTD	2000	10611460	39260783	49872243		14409819	24000000		
42	SREE METALIKS LTD, KEONJHAR	4500	15137700	7761552	22899252		7258704	15308928		
43	SREE METALIKS LTD, JODA	3500	5318089	5517360	10835449		7647480	13828320		
43		646834	1577990358	1580549858	3158540216	1616294219	0	1675742294	1869448200	





TPNODL

## CONSUMERWISE COLLECTION OF RELIABILITY SURCHARGE FROM EHT AND HT CONSUMERS FOR THE PERIOD 2019-20, 2020-21 AND 2021-22 (UP TO DEC 21)

SL NO	DIVISION	NAME	CAT	SUP_VOLT	CD KVA	2019-20	2020-21	APR'21 to DEC'21
1	BNED	Project Management Unit	GP	33	500	0.00	0.00	751.8
2	BNED	UTKAL FLOUR MILLS(P) LTD.	LARGE	11	353	0.00	0.00	541
3	BNED	BHADRAK RAILWAY TRACTION	TRACTION	132	15000	5913360.00	222480.00	0
4	BNED	FACOR LTD- CHARGE CHROME PLANT	POI	132	13000	756648.00	60744.00	0
5	BNED	ARUN TRADING CORPORATION	LARGE	11	175	0.00	0.00	632.82
6	BNED	RATNAKAR ICE FACTORY	LARGE	11	112	0.00	0.00	51.16
7	BNED	JAWAHAR NAVODAYA BIDYALAYA	SPP	11	157	0.00	0.00	90.39
8	BNED	M/S DHAMARA PORT COMPANY LTD.	GP	132	20000	7095342.00	357592.40	0
9	BNED	M/S MANGALAM AGROTECH PVT. LTD.	LARGE	11	722	0.00	0.00	1771.7
10	BNED	M/S SHREE HANUMAN RICE MILL	LARGE	11	189	0.00	0.00	601.5
11	BNED	M/S PADMANAV RICE & FLOUR MILL	LARGE	11	162	0.00	0.00	486.92
12	BNED	M/S SHREE BINAYAK AGRO UDYOG	LARGE	11	119	0.00	0.00	515.86
13	BNED	M/S DEEPSUN AQUATIC	AAA	11	358	0.00	0.00	128.32
14	BNED	M/S Y.G.P MODERN RICE MILL	LARGE	11	245	0.00	0.00	207.2
15	BNED	UTKAL AQUA PVT. LTD.	AAA	11	576	0.00	0.00	295.9
16	BNED	DISTRICT HEAD QUARTER HOSPITAL,CDMO	SPP	11	350	0.00	0.00	402.36
17	BED	M/S.KRISHNA ICE FACTORY	LARGE	11	124	0.00	0.00	389.98
18	BED	E.C.P. INDUSTRIES LTD.	LARGE	33	500	9745.20	14107.20	0
19	BED	GARRISON ENGNR-R&D, OT ROAD	DBS	11	284.44	0.00	2292.00	401.36
20	BED	GARRISON ENGNR-R&D, CHANDIPUR	GP	33	3000	0.00	69558.00	0
21	BED	ORIPLAST LIMITED	LARGE	33	1450	271313.10	200471.40	0
22	BED	UTKAL POLYWAVE IND.PVT.LTD	LARGE	11	860	213390.00	87830.00	0
23	BED	M/S. ALOM EXTRUSIONS LTD.	LARGE	33	1350	564084.00	346374.00	5407.92
24	BED	M/S ABHAY TRANSFORMERS P. LTD.	LARGE	11	189	0.00	3655.00	0
25	BED	TARATARINI RUBBER(INDIA)P.LTD	LARGE	11	300	78217.00	48744.00	1614.7
26	BED	RAILWAY STATION,BALASORE	GP	11	250	0.00	4028.00	0
27	BED	EASTERN VALVES	LARGE	33	110	7287.00	6193.50	0
28	BED	M/S.GAMPAS PLASTECH PVT.LTD.	LARGE	11	400	65200.20	60887.10	0
29	BED	BALASORE RAILWAY TRACTION	TRACTION	132	18000	5628549.00	191571.00	0
30	BED	M/S.OMFED DAIRY PLANT	AAI	11	400	0.00	0.00	939.9
31	BED	M/S JAGADAMBA POLYMER PVT.LTD.	LARGE	11	300	71997.50	39699.50	0
32	BED	M/S NILACHAL METALS	LARGE	11	167	4155.00	2264.00	0
33	BED	M/S NEELAM RUBBER	LARGE	11	333	32920.00	28597.50	990.55
34	BED	M/S GAYATRI PLASTICS	LARGE	11	121.4	4965.60	3456.80	0
35	BED	M/S BALASORE MARINE EXPORTS	AAI	11	278	49756.50	53532.30	0
36	BED	M/S EASTERN MEDIA. LTD.	GP	11	151	3066.80	1143.60	148.78
37	BED	M/S KAVERI FREEZERS	LARGE	11	174	0.00	0.00	315.14
38	BED	M/S WEMAK PLASTIK	LARGE	11	274	19573.50	14807.70	908.22
39	BED	M/S PACKERS INDIA	LARGE	11	200	17356.20	2327.40	0
40	BED	MAA TARINI ICE FACTORY	LARGE	11	174	0.00	0.00	89.6
41	BED	MAGNUM ESTATE PVT. LTD.	LARGE	11	230	0.00	0.00	37.8
42	BED	M/S ORISSA RUBBER PRODUCT	LARGE	11	189	0.00	3216.00	0
43	BED	SOVARANI SAHU	AAA	11	278	0.00	0.00	242.52
44	BED	INDIAN OIL CORPN LTD.	LARGE	33	3500	0.00	724068.00	2067.6
45	BED	SUBHAM JYOTI AGRO P. LTD.	LARGE	11	200	15032.80	5187.00	0
46	BED	DEAN & PRINCIPAL FAKIR MOHAN	SPP	33	860	23664.00	33396.00	0
47	BED	DEAN & PRINCIPAL FAKIR MOHAN	DBS	33	403	4794.00	14580.00	97.8
48	BED	RELIANCE CORPORATE IT PARK	GP	11	140	0.00	2428.00	0
49	CED	B&A PACKAGING INDIA LTD.	LARGE	33	600	14709.00	80482.80	0
50	CED	SHAKTI CHROME LIMITED	LARGE	0.4	650	298816.00	17785.60	0
51	CED	BIRLA TYRES	LARGE	132	7000	1808160.00	25740.00	0
52	CED	M/S GOLDEN AQUA FARM	AAA	11	144	0.00	0.00	357.43
53	CED	INDIAN OIL CORPORATION LTD.	GP	33	350	17376.00	21780.00	503.76
54	CED	BHARAT PETROLEUM LIMITED	LARGE	33	210	16334.40	20191.80	0
55	CED	HINDUSTAN PETROLEUM LIMITED	LARGE	33	210	8112.00	8277.00	147
56	CED	BALASORE ALLOYS LIMITED	POI	132	55000	38357384.00	708188.00	0
57	CED	STORK FERRO MINERAL	LARGE	132	16667	7066224.00	3720.00	0
58	CED	EMAMI PAPER MILLS LTD.	LARGE	132	10000	2066076.00	14544.00	0
59	CED	M/S HIL LTD.	LARGE	33	1000	277270.70	277813.70	0
60	CED	MORDERN ENGINEERING AND MANAGEMENT	GP	11	110.2	0.00	0.00	19.24
61	CED	KRISHNA STONE PRADUCT	LARGE	11	123.6	0.00	0.00	82.1
62	CED	M/S EVEREST INDUSTRIES LTD.	LARGE	33	900	162015.00	217077.00	4411.95
63	CED	M/S OHM PIPES	LARGE	33	475	25726.80	81575.10	0
64	CED	ADVANCE PLASTIC PROCESSING	SPP	11	400	0.00	25573.00	0
65	CED	M/S ASHADEEP AQUA CULTURE (P) LTD.	AAA	11	700	0.00	0.00	638.3
66	CED	M/S NOCCI, BALASORE INF. COMPANY	GP	11	278	0.00	11120.40	0
67	CED	M/S ALASHORE MARINE EXPORTS P.LTD.	LARGE	11	500	54237.80	37849.10	0
68	CED	M/S ESSMARK OIL INDUSTRIES (P) LTD.	LARGE	33	506	77547.00	86587.80	0
69	CED	JAGADAMBA POLYMERS P. LTD.	LARGE	11	200	4346.10	16092.20	0
70	CED	M/S IMERYS MINERALS P. LTD.	LARGE	33	1000	33772.50	115659.10	0
71	CED	M/S EASTERN RECLAIM P. LTD.	LARGE	11	300	14495.00	27216.50	0
72	CED	M/S POONAM INDUSTRIES.	LARGE	11	123	265.10	546.50	0
73	CED	SOFTWARE TECHNOLOGY PARK OF INDIA	GP	11	110	0.00	876.80	0
74	CED	M/S SIRIDI SAI STONE CRUSHER	LARGE	11	154	846.60	489.40	0
75	CED	BIJAY KUMAR NAYAK	AAA	11	178	0.00	0.00	484.38
76	BPED	SDO-PHONE,BARIPADA	GP	11	134	0.00	693.60	0



77	BPED	SDO-PHONES	GP	11	160	0.00	2077.80	0
78	BPED	AURO FLOUR MILL	LARGE	33	500	0.00	0.00	1095.06
79	BPED	E.E. STORES & MECHANICALS	GP	33	723	31318.20	36810.90	0
80	BPED	E.E.STORES MECHANICALS	GP	11	110	0.00	0.00	71.34
81	BPED	EX. ENG. P.H.D. BARIKADA	PWW	11	167.55	0.00	3271.70	0
82	BPED	POWER GRID CORP.OF INDIA	GP	33	250	1240.80	1921.20	0
83	BPED	M/S VENKATESWARA HATCHERIES PVT.LTD	LARGE	11	250	3910.50	0.00	0
84	BPED	SEEMANTA ENGINEERING COLLEGE	GP	11	193	1380.00	0.00	203.52
85	BPED	K.K.STEEL	LARGE	33	450	18111.60	53067.60	1198.62
86	BPED	NORTH ORISSA UNIVERSITY	SPP	11	370	0.00	1328.40	0
87	BPED	M/S NEW MODERN TECHNOMECH	LARGE	11	260	0.00	10124.40	678.06
88	BPED	DEBASIS PANDA	GP	11	144	0.00	0.00	67.7
89	BPED	M/S. M.R. MINERALS	LARGE	11	138	112.60	0.00	12.74
90	BPED	M/S DURGA SILICA PROCESSORS	LARGE	11	119	182.80	0.00	4.04
91	BPED	BINOD KUMAR KHANDELWAL	LARGE	11	156	0.00	0.00	62.96
92	BPED	PRICEIPAL ITI TAKATPUR	SPP	11	134	0.00	910.00	110.9
93	BPED	MAYUR CHEMICALS INDUSTRIES P.LTD.	LARGE	11	167	0.00	1043.10	0
94	BPED	M/S MAYA SHEEL RETAIL (BAZAR INDIA)	GP	11	167	0.00	641.40	0
95	BPED	THE DEAN AND PRINCIPAL PRMMCH	SPP	11	458	33376.80	32758.80	655.32
96	BPED	M/S SWAMI VEVEKANANDA SEKHYA SHRAM.	GP	33	120	2408.10	1424.80	0
97	BPED	M/S MAYUR BISCUITS CO. PVT. LTD	LARGE	11	555	0.00	18712.00	0
98	BPED	M/S LARSEN & TOUBRO LIMITED	LARGE	33	667	25284.00	13737.60	210.48
99	BPED	REGISTER CIVIL COURT	SPP	11	122	0.00	503.80	934.95
100	BPED	M/S SUMANGAL PLAST PVT.LTD.	LARGE	33	445	2289.60	8202.60	0
101	BPED	M/S PTP EARTH MOVING AND MINING	LARGE	33	617	0.00	11350.80	0
102	RED	M/S JAGADAMBA STEEL IND.(P) LTD.	GP	33	560	75342.00	80011.50	0
103	RED	MAYURBHANJ METAL LTD.	LARGE	33	1383	6042.00	0.00	0
104	RED	VENKATESWARA HATCHERIES PVT. LTD.	AAA	33	205	35146.50	65850.00	1648.5
105	RED	VENKATESWARA HATCHERIES PVT LTD	AAA	33	122.5	1560.00	2034.00	0
106	RED	M/S MAYUR ELECTRO CERAMICS PVT.LTD	LARGE	33	630	5716.80	17616.00	0
107	RED	LAL TRADERS & AGENCIES PVT. LTD	LARGE	11	212	2020.00	0.00	0
108	RED	PRINCIPAL EKALAVYA MODEL	SPP	11	111	0.00	0.00	14.73
109	RED	LARSEN & TOUBRO LIMITED.	LARGE	33	556	12710.40	23676.00	0
110	SED	M/S FALCON MARINE EXPORTS LTD.	AAI	11	2600	0.00	107112.00	0
111	SED	M/S SAKHI AAAUSTRIES	LARGE	11	200	0.00	0.00	295.3
112	SED	M/S MISHRA STONE CRUSHER	LARGE	33	317	0.00	0.00	301.38
113	SED	M/S PUJA RICE MILL	LARGE	33	445	0.00	0.00	693.54
114	SED	M/S HANUMAN STONE PRODUCTS	LARGE	11	152	0.00	0.00	2.7
115	JED	JALESWAR RAILWAY TRACTION	TRACTION	132	16500	5409120.00	191448.00	0
116	JED	BADAL CHANDRA SENAPATI	AAA	11	178	0.00	0.00	279.3
117	UED	M/S SAI AGRITECH	LARGE	11	130	69.60	0.00	0
118	BSED	BARPADA SCHOOL OF ENGG. & TECH	SPP	11	467	0.00	0.00	148.26
119	BSED	M/S MAA RICE MILL	LARGE	11	195	0.00	0.00	156.36
120	BSED	M/S FACOR POWER LIMITED	CPP	132	5555	20620.00	0.00	0
121	BSED	M/S VODAFONE SPACETEL LIMITED	GP	11	111	0.00	0.00	2.18
122	JRED	TISCO FERRO ALLOYS PLANT	POI	132	12000	2660766.90	216563.50	0
123	JRED	IDCOL FERROCHROME & ALLOYS LTD	POI	33	555	2287236.00	1205268.00	0
124	JRED	NILACHAL ISPAT NIGAM COLONY	DBS	11	116.67	0.00	0.00	13.74
125	JRED	IDCOL FERRO CHROME COLONY	DBS	33	600	46647.00	21246.60	0
126	JRED	NILACHAL ISPAT NIGAM LTD	LARGE	220	25000	1775100.00	244080.00	0
127	JRED	MID EAST INTEGRATED STEEL CO.	LARGE	132	4500	991991.90	20832.00	0
128	JRED	M/S.YAZDANI STEEL & POWER LTD.	LARGE	33	2000	228380.00	158880.00	0
129	JRED	IDCO PUMP HOUSE	GP	33	1200	0.00	0.00	7413.3
130	JRED	MAITHAN ISPAT LIMITED	LARGE	220	8000	143220.00	0.00	0
131	JRED	M/S.B.C.MOHANTY & SONS.(P)LTD.	LARGE	132	10000	3015550.00	306850.00	0
132	JRED	M/S JINDAL STAINLESS LIMITED	LARGE	220	22000	8937035.90	148638.80	0
133	JRED	JAKHAPURA TRACTION SUB-STATION	TRACTION	132	18500	8440540.00	322770.00	0
134	JRED	M/S ROHIT FERRO TECH. LTD.	LARGE	220	55000	20807220.00	15540.00	0
135	JRED	M/S VISA STEELS LTD.	LARGE	220	18000	228600.00	540.00	0
136	JRED	M/S ANANDA EXPORTS	LARGE	33	667	0.00	0.00	1382.46
137	JRED	M/S JABAMAYEE FERRO ALLOYS LTD.	LARGE	132	6500	2827284.00	0.00	0
138	JRED	M/S KRUPALU RICE INDUSTRIES PVT LTD	LARGE	33	900	0.00	0.00	2613
139	JRED	M/S JAY JAGANNATH RE-ROLLING	LARGE	11	333	0.00	0.00	293.75
140	JRED	M/S ASHIRBAD AGRO PRODUCTS PVT LTD.	LARGE	33	475	0.00	0.00	1314.12
141	JRED	M/S MISRILAL MINES PVT.LTD	LARGE	132	8000	3061692.00	242136.00	0
142	JRED	BRAHMANI RIVER PELLETS LTD.	LARGE	132	22222	9586896.00	1059696.00	0
143	JRED	BHARAT BHUSAN DEO	GP	11	117.2	0.00	0.00	291.3
144	JRED	M/S BRAHMANI RIVER PELLETS	DBS	33	555	0.00	0.00	68.76
145	JRED	SENIOR DIVISIONAL ELECTRICAL DIVIS	TRACTION	132	14500	2433048.00	133464.00	0
146	JRED	M/S TATA STEEL LTD	LARGE	400	110000	10969156.40	698954.30	0
147	JRED	M/S MAHARAJA RESOURCES PVT. LTD.	LARGE	33	560	0.00	0.00	968.46
148	JRED	M/S PRADEEP MINING & CONSTRUCTION P	LARGE	33	180	0.00	0.00	152.28
149	JRED	M/S EMAMI CEMENT LTD.	LARGE	220	13000	2259900.00	90500.00	0
150	JRED	M/S JSW CEMENT LTD.	LARGE	132	8000	559800.00	68400.00	0
151	AED	BANGORE CHROMITE MINES, OMC	LARGE	11	500	0.00	0.00	331.02
152	AED	MAHARAJA MINERALS PVT. LTD.	LARGE	11	132	0.00	0.00	47.4
153	AED	M/S MAA MADHOEI RICE MILL (P) LTD	LARGE	11	300	0.00	0.00	677.72
154	KUED	M/S NILANCHAL CARBO METALIKS	LARGE	11	152	0.00	0.00	380.6
155	KUED	M/S KRISHNA COKE INDIA (P) LTD.	LARGE	33	133	0.00	0.00	218.28
156	KUED	M/S MAA CHANDI STONE CRUSHER	LARGE	11	200	0.00	0.00	25.98
157	KUED	AMIYA KU. SAHOO	LARGE	33	129	0.00	0.00	67.65





158	KUED	SRI PRATAP KUMAR MOHANTY	LARGE	11	115	0.00	0.00	8.36
159	KUED	SRI BIJOY KUMAR PANDA	LARGE	11	113	0.00	0.00	6.95
160	KUED	SRIBAS JENA	LARGE	11	116	0.00	0.00	109.86
161	KUED	M/S MAA CHANDI STONE CRUSHER	LARGE	11	134	0.00	0.00	180.02
162	KUED	E.E MEGA LIFT PROJECT,CLUSTER XI	LIFT IRR	33	5290	0.00	5751.00	145.5
163	KUED	M/S SHIVAM PLASTICS	LARGE	11	200	0.00	0.00	792.54
164	KUED	JAGABANDHU MUDULI	LARGE	11	200	0.00	0.00	176.14
165	KUED	M/S SHYAMESWAR STONE SRUSHER	LARGE	11	126	0.00	0.00	106.06
166	KED	M/S ARDENT STEEL LTD.	LARGE	33	4200	2237336.60	2217402.00	22258.8
167	KED	M/S ORISSA SPONGE IRON & STEEL LTD.	LARGE	33	555	19980.00	24996.00	0
168	KED	M/S M.S.P SPONGE IRON LTD.	LARGE	132	8000	6755008.10	197943.90	0
169	KED	NARAYAN FOOD PRODUCTS (P)LTD.	LARGE	33	570	42400.80	15607.20	0
170	KED	M/S TOPSUN RIM IRON ORE	LARGE	11	361	0.00	0.00	149.1
171	KED	M/S BRAND STEEL & POWER PVT LTD.	LARGE	33	800	113128.80	75013.20	0
172	KED	SHREE AGRICO & RICE PVT LTD.	LARGE	33	495	35454.30	16656.60	0
173	KED	THE DISTRICT SPORTS OFFICER, KNJ	SPP	11	200	0.00	0.00	29.68
174	KED	SR. DIVNL. ELECT. ENGR. (TRD)	TRACTION	132	22000	5431488.00	306504.00	0
175	KED	DISTRICT HEADQUATER HOSPITAL	SPP	33	404	10135.20	10099.50	492.2
176	KED	M/S TATA PROJECTS LTD.	GP	11	250	0.00	0.00	237.69
177	KED	M/S SREE METALIKS LTD.	LARGE	33	4500	1421772.00	1344510.70	24185.4
178	KED	M/S MONTECARLO LIMITED	LARGE	11	150	0.00	0.00	72.96
179	JOED	DIVNL. RLY. MANAGER, SERLY. CKP.	TRACTION	132	19000	2624640.00	115512.00	0
180	JOED	FERRO MANGANESE PLANT, TISCO	POI	132	10000	1884163.70	231843.20	0
181	JOED	BALANI IRON ORE MINES, SAIL	LARGE	132	5500	1866840.00	159384.00	0
182	JOED	M/S TATA SPONGE IRON LTD.	CPP	220	7778	30420.00	32820.00	0
183	JOED	M/S ARYA IRON & STEEL CO (P) LTD.	LARGE	132	10000	5112965.40	114984.00	0
184	JOED	M/S JINDAL STEEL & POWER LTD.	HEAVY	220	16667	5340336.70	254523.50	0
185	JOED	BAMBARI Mn MINES CLNY, TISCO	DBS	11	160	0.00	0.00	216.1
186	JOED	ORISSA MNRL DEV CORP LTD CLNY	DBS	11	555.56	0.00	0.00	1546.25
187	JOED	KHANDBANDH COLONY, OMC LTD	DBS	11	117.78	0.00	0.00	213.33
188	JOED	M/S PATNAIK PLANTATION PVT. LTD.	GP	11	250	0.00	0.00	120.66
189	JOED	BRAHMANI RIVER PELLETS LTD.	LARGE	132	13000	7157064.00	620280.00	0
190	JOED	ESSEL MINING & IND LTD	LARGE	33	2200	74295.00	0.00	0
191	JOED	M/S KALINGA IRON WORKS	LARGE	11	500	0.00	4476.00	0
192	JOED	KB IRON MINES, OMC LIMITED	LARGE	11	200	0.00	0.00	425.16
193	JOED	M/S GREWAL ASSOCIATES (P) LTD.	LARGE	33	1200	5934.00	33309.00	0
194	JOED	RUNGTA MINES LTD, SPNG IRN DIV	LARGE	11	2500	0.00	0.00	4706.8
195	JOED	M/S SARDAR MINES (PVT) LTD.	LARGE	33	2000	368018.20	940752.20	0
196	JOED	M/S SHRI JAGANNATH STEELS & PWR LTD	LARGE	132	2500	1044456.40	43428.00	0
197	JOED	CRAKERS INDIA(ALLOYS)PVT.LTD.	LARGE	33	850	40411.50	0.00	0
198	JOED	M/S.PATNAIK STEEL & ALLOYS (P)	CPP	33	1500	18912.00	45432.00	0
199	JOED	M/S.-R.K.METALIKS (P) LTD.	LARGE	33	800	13086.00	9756.00	0
200	JOED	M/S THRIVENI EARTH MOVERS(P)LTD.	LARGE	33	1000	0.00	0.00	1093.5
201	JOED	M/S UCHABALI IRON & MN.MINES	LARGE	11	800	0.00	0.00	1620
202	JOED	M/S ESSEL MINING & INDUSTRIES LTD.	GP	11	350	0.00	0.00	599.25
203	JOED	DIVISIONAL RAILWAY	TRACTION	132	19000	5744880.00	345288.00	0
204	JOED	M/S ESSAR STEEL INDIA LTD.	LARGE	132	23000	4086295.00	692392.00	0
205	JOED	M/S TATA STEEL LTD.	LARGE	220	10000	3342955.40	324386.50	0
206	BED	LAXMI NARAYAN MOHANTY	GP	11	190	0.00	804.00	0
207	BED	M/S ASSOCIATED PLASTIC P. LTD.	LARGE	11	250	0.00	2352.00	0
208	BED	REGISTRAR CIVIL COURT,BALASORE	GP	11	317	0.00	0.00	92.52
209	CED	M/S SUGUNA FOODS (P) LTD.	LARGE	11	400	0.00	25161.00	0
210	CED	M/S SWASTIK METAL WORKS	LARGE	11	228	0.00	5394.00	0
211	BPED	M/S REGISTER OF NORTH ODISHA	SPP	11	376	0.00	168.00	0
212	BPED	SAIPRATIK HEALTH CARE SERVICE P.LTD	GP	11	165	0.00	311.40	0
213	BPED	KMBM STREET EMPORIO LLP	GP	11	167	0.00	3436.80	0
214	SED	M/S BRIJ GOPAL CONSTRUCTION COMPANY	GP	33	2000	0.00	3984.00	0
215	BTED	M/S ORCHID MARINE EXPORTS PVT. LTD.	AAI	33	555	0.00	0.00	37.08
216	BSED	M/S HARAPARBATI RICE & FLOUR MILLS	LARGE	11	167	0.00	0.00	198.15
217	BSED	M/S UMAPATI RICE MILL	LARGE	11	161	0.00	0.00	238.92
218	JOED	M/S JSW STEEL LTD.	GP	11	222	0.00	0.00	433.7
219	JOED	EXECUTIVE ENGINEER , RWS&S DIVISION	PWW	11	271	0.00	0.00	2.4
220	JOED	OMC LIMITED BARBIL	LARGE	33	555	0.00	0.00	433.2
		TOTAL				212924534.90	18269766.10	112809.00



Annexure - T3 (3)

TPNODL

CONSUMERWISE TOD BENIFIT (In Rupees) ALLOWED TO EHT AND HT CONSUMERS FOR THE PERIOD 2019-20, 2020-21 AND 2021-22 (UP TO DEC 21)

SL NO	DIVISION	NAME	CAT	SUP_VOLT	CD KVA	2019-20	2020-21	APR'21 to DEC'21
1	BNED	Project Management Unit	GP	33	500	33380.40	31210.80	25412.88
2	BNED	BHADRAK RAILWAY STATION	GP	11	300	58772.40	51636.05	55103.76
3	BNED	M/S JMB RICE MILL	LARGE	11	140	8946.90	7590.60	3498.82
4	BNED	UTKAL FLOUR MILLS(P) LTD.	LARGE	11	353	47463.00	18377.00	4397.4
5	BNED	FACOR LTD- CHARGE CHROME PLANT	POI	132	13000	460368.00	441504.00	742320
6	BNED	ARUN TRADING CORPORATION	LARGE	11	175	19535.60	19754.40	20080.76
7	BNED	M/S.MAHABIR RICE MILL	LARGE	11	142	6107.60	6621.40	3219.22
8	BNED	RATNAKAR ICE FACTORY	LARGE	11	112	10906.80	11651.60	6847
9	BNED	M/S.P.P.RICE MILL	LARGE	11	260	27723.90	31322.80	27366.24
10	BNED	M/S ADITI RICE MILL	LARGE	0.4	132	4392.80	5464.00	2827.2
11	BNED	SHREE BIJAYA ICE FACTORY	LARGE	11	153	5202.80	5467.20	5695.2
12	BNED	JAWAHAR NAVODAYA BIDYALAYA	SPP	11	157	6585.80	2774.00	2593.74
13	BNED	M/S DHAMARA PORT COMPANY LTD.	GP	132	20000	3549350.20	1774239.60	1729526.7
14	BNED	M/S MANGALAM AGROTECH PVT. LTD.	LARGE	11	722	68984.00	75978.00	63806.4
15	BNED	ADHIR KU. SUTAR	LARGE	11	179	8560.80	10391.40	8264.28
16	BNED	M/S SHREE HANUMAN RICE MILL	LARGE	11	189	18531.60	0.00	24017.7
17	BNED	M/S PADMANAV RICE & FLOUR MILL	LARGE	11	162	23150.40	21137.60	17755.04
18	BNED	M/S SHREE BINAYAK AGRO UDYOG	LARGE	11	119	23513.20	25979.20	21889.04
19	BNED	M/S SRUTI STONE CRUSHER	LARGE	11	117	324.00	0.00	0
20	BNED	M/S ANANTA SAGAR ICE FACTORY	LARGE	11	159	5894.00	96.40	0
21	BNED	SUBASINI KABI	LARGE	11	160	912.00	850.80	2766.68
22	BNED	M/S RATNAKAR FREEZER	LARGE	11	132	5099.10	3.30	5440
23	BNED	O. M. C. A. D CORPORATION	LARGE	11	112	883.20	0.00	0
24	BNED	RAM CHANDRA BEHERA	GP	11	133	7991.20	5967.20	4256.52
25	BNED	M/S FALCON MARINE EXPORT LTD.	AAA	11	329	66825.60	40810.40	51567.44
26	BNED	M/S ROHAN AQUATIA LTD.	AAA	11	140	8863.20	1768.20	5549.16
27	BNED	M/S DEEPSUN AQUATIC	AAA	11	358	17761.60	12268.00	11911.28
28	BNED	M/S SHYAM SUNDAR ICE FACTORY	LARGE	11	150	449.00	8095.50	4677.94
29	BNED	M/S Y.G.P. MODERN RICE MILL	LARGE	11	245	8944.00	11997.00	15085.8
30	BNED	M/S P. N AGRO UDYOG	LARGE	11	351	45784.80	37752.00	36926.28
31	BNED	M/S SYMBOL FOODS (P) LTD.	LARGE	33	560	32751.00	55620.60	42569.46
32	BNED	REGIONAL RESEARCH INSTITUTE	SPP	11	149	1600.80	1613.20	1520.72
33	BNED	M/S GOLDEN ANCHOR (P) LTD.	GP	11	295	7750.80	8212.20	9671.52
34	BNED	M/S MAA DHAMURAI ICE PLANT	LARGE	11	189	22616.50	16138.00	23798
35	BNED	M/S JDP AAAUSTRIES P. LTD.	LARGE	11	311	1981.20	0.00	0
36	BNED	UTKAL AQUA PVT. LTD.	AAA	11	576	0.00	0.00	12303
37	BNED	AYUSH INTRASTTUCTURE LIMITED	GP	11	134	1107.00	1887.40	2520.76
38	BNED	M/S GANAPATI PARABOILLING IND P LTD	LARGE	11	300	30862.20	31748.40	13724.88
39	BNED	M/S MAA DURGA RICE MILL	LARGE	33	556	54781.80	49747.80	72282.84
40	BNED	SMT MANJULATA MANDAL	GP	11	178	355.80	384.90	994.82
41	BNED	M/S RAYSON'S AQUATIC PVT LTD.	AAA	11	125	2469.60	4871.20	11609.68
42	BNED	ALBATROSS AQUATIC FARM P. LTD.	AAA	11	187	1113.90	564.30	15246.5
43	BNED	MANAS RANJAN DAS	AAA	11	250	9274.00	289.00	1455.5
44	BNED	SK. TAJUDDIN	GP	11	167	1145.60	579.40	1162.62
45	BNED	M/S JAGAT JYOTI RESORTS P. LTD.	GP	33	256	8311.80	8359.20	11475.84
46	BNED	KAPILA SAHU	LARGE	11	256	20716.00	16708.40	13242.44
47	BNED	KRUSHNA CHANDRA GHADEI	AAA	11	200	21975.20	26308.80	19485.28
48	BNED	KRUSHNA CHANDRA JENA	AAA	11	212	9363.20	3285.20	4752.52
49	BNED	M/S SHYAM SUNDAR COLD STORE	LARGE	11	222	13331.20	11949.20	13333.28
50	BNED	M/S BHAGYALAXMI ICE PLANT & COLD ST	LARGE	33	250	21315.60	23236.20	30342.96
51	BNED	M/S MAHAPRABHU AGRO FOODS	LARGE	11	278	5343.60	34335.20	12011.48
52	BNED	M/S IGLOO ICE INDUSTRIES	LARGE	11	180	11663.20	9176.80	10388.76
53	BNED	SRI LAXMIDHAR BAL	AAA	11	167	10431.20	17547.20	24606.84
54	BNED	SRI UDAYANATH DAS	LARGE	11	134	7733.20	10877.00	7113.64
55	BNED	SMT PRAMILA MANDAL	AAA	11	178	6291.20	11669.60	8993.84
56	BNED	M/S DHAMARA PORT COMPANY LTD.	GP	33	556	559.80	1014.60	1959.84
57	BNED	SRI PRAFULLA PARIDA	AAA	11	223	8094.60	9066.00	24087.3
58	BNED	SMT. GITAMANI DAS	GP	11	333	2120.80	6796.80	7886.6
59	BNED	SMT. CHANDANA PATRO	AAA	11	237	1475.70	21630.90	32681.48
60	BNED	DISTRICT HEAD QUARTER HOSPITAL,CDMO	SPP	11	350	2778.60	15167.40	15072.54
61	BNED	M/S MAA MANGALA ICE FACTORY	LARGE	11	140	323.20	4473.00	6596.38
62	BNED	M/S SHYAM SUNDAR ICE FACTORY	LARGE	11	120	2184.00	9252.00	11118.6
63	BNED	AMULYA MANDAL	AAA	11	250	1046.00	8881.40	8890.52
64	BNED	M/S RAGHUNATH ICE FACTORY	LARGE	11	150	671.00	8867.40	7560.08
65	BNED	M/S KRISHNA ICE FACTORY	LARGE	11	124	65130.00	56290.80	48752
66	BED	E.C.P. INDUSTRIES LTD.	LARGE	33	500	8314.80	5629.20	9688.32
67	BED	GARRISON ENGR-R&D, OT ROAD	DBS	11	284.44	20248.00	20376.00	17543.6
68	BED	GARRISON ENGR-R&D, CHANDIPUR	GP	33	3000	286596.00	282684.00	241023.6
69	BED	GARRISON ENGR-R&D, ANGARGADIA	DBS	11	810	47711.00	48038.00	42703
70	BED	SHANKAR ICE PROCESSING	LARGE	11	268	24180.00	17520.00	21191.4
71	BED	ORIPLAST LIMITED	LARGE	33	1450	411424.20	343341.00	247062.42
72	BED	M/S HENA POLY PRODUCTS	LARGE	11	134	3570.00	4820.00	5033.9
73	BED	UTKAL POLYWAVE IND.PVT.LTD	LARGE	11	860	248948.00	215920.00	187029.2
74	BED	M/S ALOM EXTRUSIONS LTD.	LARGE	33	1350	361044.00	278100.00	196061.4
75	BED	M/S ABHAY TRANSFORMERS P. LTD.	LARGE	11	189	21352.00	21438.00	13677.5
76	BED	TELECOM DIST.ENGINEER	GP	11	177	27483.40	24239.60	16489.92




77	BED	JAIWAL PLASTIC TUBES LTD.	LARGE	11	350	34613.50	25490.00	13688
78	BED	TARATARINI RUBBER(INDIA)P.LTD	LARGE	11	300	84767.00	80108.00	62757.9
79	BED	RAILWAY STATION,BALASORE	GP	11	250	40533.60	29803.20	24969.04
80	BED	EASTERN VALVES	LARGE	33	110	7605.00	3615.00	4317
81	BED	H.P.T.V. CENTRE.	GP	11	122	3490.20	1807.20	1340.36
82	BED	M/S SUBARNA ICE FACTORY	LARGE	11	200	33236.80	26791.20	29946.56
83	BED	M/S.GAMPAS PLASTECH PVT.LTD.	LARGE	11	400	92058.00	90402.00	57221.16
84	BED	M/S.ORIPOL INDUSTRIES LTD	LARGE	11	400	85714.80	87332.40	57138.72
85	BED	M/S.OMFED DAIRY PLANT	AAI	11	400	28866.00	27537.60	21811.08
86	BED	M/S JAGADAMBA POLYMER PVT.LTD.	LARGE	11	300	151745.00	138466.00	54557.75
87	BED	M/S NILACHAL METALS	LARGE	11	167	17918.40	13479.20	3497.48
88	BED	M/S NEELAM RUBBER	LARGE	11	333	127438.00	130006.00	103348.5
89	BED	SR. DIVISIONAL (ELECT) ENG. SERLY	DBS	11	185.56	17972.40	14569.80	10539.66
90	BED	M/S SHREE GANESH STEEL	LARGE	11	127	6074.20	48.60	0
91	BED	M/S GAYATRI PLASTICS	LARGE	11	121.4	20361.20	20360.00	16996.8
92	BED	M/S BALASORE MARINE EXPORTS	AAI	11	278	162885.60	181089.60	185733
93	BED	M/S KRISHNA VIHAR APARTMENT OWNERS	DBS	11	133.33	13494.20	13220.60	10271.08
94	BED	M/S EASTERN MEDIA. LTD.	GP	11	151	24170.80	14577.20	12782.08
95	BED	M/S KAVERI FREEZERS	LARGE	11	174	35386.80	27322.80	26376.48
96	BED	SRI RABINDRA KUMAR JENA	DBS	11	133.33	3523.20	3603.20	3462
97	BED	M/S WEMAK PLASTIK	LARGE	11	274	26536.20	24193.20	26346.78
98	BED	M/S PACKERS INDIA	LARGE	11	200	43994.40	26647.80	14396.4
99	BED	ASHAMANI POLY PRODUCTS P.LTD.	LARGE	11	600	62620.00	64580.00	48082.4
100	BED	MAA TARINI ICE FACTORY	LARGE	11	174	23960.00	21312.00	20309.92
101	BED	ORISSA RUBBER PRODUCTS	LARGE	11	131	8312.00	8910.00	8137.48
102	BED	THE PRINCIPAL, GOVT ITI BALASORE	SPP	11	150	3492.00	2296.00	2391.16
103	BED	M/S R.R. INFRA DEVELOPERS PVT. LTD.	GP	11	334	3720.00	3360.00	2764.48
104	BED	MAGNUM ESTATE PVT. LTD.	LARGE	11	230	19056.00	17328.00	13209.2
105	BED	M/S EASTERN INDIA FISHERIES &	AAA	11	270	14295.00	15576.90	12644.86
106	BED	M/S MATRUSHAKTI & RESEARCH CENTRE	GP	11	200	2965.00	2435.00	0
107	BED	M/S MAGNUM ESTATE PVT. LTD.	AAI	11	300	25864.00	17848.00	8511.12
108	BED	EXECUTIVE ENGINEER	GP	11	556	6308.40	0.00	0
109	BED	M/S FALCON MARINE EXPORTS LTD.	AAA	11	395	27940.00	24960.00	30698.6
110	BED	M/S ORISSA RUBBER PRODUCT	LARGE	11	189	8178.00	15996.00	6266.22
111	BED	MANMOHAN DAS	AAA	11	300	15178.20	11293.80	7827.12
112	BED	UMAKANTA DAS	AAA	11	222	24687.60	29904.60	22564.22
113	BED	M/S PRAKASH PLASTIC	LARGE	11	189	7344.00	9800.00	8634.4
114	BED	SOVARANI SAHU	AAA	11	278	10860.00	11700.00	10117.96
115	BED	SRI JITENDRA PATEL	AAA	11	145	10608.00	1252.00	0
116	BED	INDIAN OIL CORPN LTD.	LARGE	33	3500	383280.00	402336.00	274588.8
117	BED	ALASHORE MARINE EXPORT P. LTD.	LARGE	11	400	35640.00	30792.00	17257.92
118	BED	DAYANIDHI KHATUA	AAA	11	156	17092.00	11916.00	22547.08
119	BED	SUDARSHAN BEHERA	AAA	11	278	19952.00	7592.00	7833.36
120	BED	DIST HEAD QUARTER HOSPITAL	SPP	33	589	58368.00	61960.80	63789.24
121	BED	SUBHAM JYOTI AGRO P. LTD.	LARGE	11	200	5203.60	3512.40	2439.48
122	BED	M/S B-ONE BUSINESS HOUSE P.LTD.	GP	11	461	26028.00	100680.00	119386.2
123	BED	M/S SHIV SHANKAR ICE PROCESSING	LARGE	11	400	16032.00	7356.00	16592.52
124	BED	DEAN & PRINCIPAL FAKIR MOHAN	SPP	33	860	13056.00	16872.00	18971.04
125	BED	DEAN & PRINCIPAL FAKIR MOHAN	DBS	33	403	2388.00	7044.00	3738.12
126	BED	RELIANCE CORPORATE IT PARK	GP	11	140	4124.00	17544.00	12491.92
127	BED	M/S HIMALAYAN ICE FACTORY	LARGE	11	172	10476.00	20192.00	25820.52
128	BED	M/S MAGNUM SEA FOOD LTD.	GP	11	245	492.00	2268.00	3331.44
129	BED	SAKTIBRATA ROY	GP	11	138	1188.00	13588.00	21004.08
130	BED	SRI SAMBIT SRAVAN BISWAL	AAA	11	174	2052.00	14408.00	20182.8
131	CED	SHREE GIRIRAJ INDUSTRIES LTD.	LARGE	33	450	56400.00	51726.00	48147.6
132	CED	B&A PACKAGING INDIA LTD.	LARGE	33	600	85231.20	106148.40	130460.64
133	CED	M/S Dada Ice Plant	LARGE	11	134	12893.80	16788.80	22869.2
134	CED	L.P.G.BOTTLING PLANT	LARGE	11	335	29952.40	31874.32	31879.4
135	CED	BIRLA TYRES	LARGE	132	7000	1349660.00	689280.00	120427
136	CED	J.K.DASMAL JUTE PRODUCTS PVT.	LARGE	33	450	41806.80	53785.80	69332.82
137	CED	M/S GOLDEN AQUA FARM	AAA	11	144	25982.80	28291.20	29976.4
138	CED	M/S S.N.M BUSINESS (P) LTD.	LARGE	33	600	48150.00	69030.00	86642.4
139	CED	INDIAN OIL CORPORATION LTD.	GP	33	350	34800.00	35856.00	30716.4
140	CED	M/S SUNAGRO FOODS & EXPORTS(P)	LARGE	11	159	589.00	0.00	0
141	CED	BHARAT PETROLEUM LIMITED	LARGE	33	210	24535.20	23589.60	16139.52
142	CED	HINDUSTAN PETROLEUM LIMITED	LARGE	33	210	10836.00	8821.20	6709.44
143	CED	BALASORE ALLOYS LIMITED	POI	132	55000	19537200.00	1215200.00	0
144	CED	S.R.AQUA	AAA	11	350	17980.00	22940.50	18788.1
145	CED	TARUMATA ICE FACTORY	LARGE	11	160	18929.87	23418.00	29453.82
146	CED	HARI UDYOG (P) LTD.	LARGE	33	1200	185310.00	157882.60	126262.8
147	CED	STORK FERRO MINERAL	LARGE	132	16667	3551760.00	2240112.00	56198.4
148	CED	EMAMI PAPER MILLS LTD.	LARGE	132	10000	1102416.00	191232.00	421984.8
149	CED	M/S HIL LTD.	LARGE	33	1000	153930.00	180715.50	140464.7
150	CED	F.M. UNIVERSITY	SPP	11	400	18850.00	11510.00	11119.6
151	CED	M/S MAA DURGA RICE MILL	LARGE	11	178	8934.00	7612.00	4080.88
152	CED	M/S STAR MARINA(P) LTD.	AAA	11	144.9	11236.00	11788.80	6977.34
153	CED	PRAKASH CH KHANDELWAL	LARGE	33	200	11754.40	16415.10	12341.7
154	CED	M/S MAGNUM ESATE (P)LTD.	AAA	11	300	37557.60	37476.80	24017.4
155	CED	THE SAMAJ	LARGE	11	111	16907.00	12413.00	15657.8
156	CED	BALASORE COLLEGE OF ENGINEERING	GP	11	122	11179.60	6531.80	4937.82
157	CED	M/S S S AGRI BUSINESS PVT LTD.	LARGE	33	750	162153.60	176220.00	114168.48

158	CED	M/S SUCHETA ICE & COLD STORAGE	LARGE	11	245	10052.80	9707.20	13486.32
159	CED	M/S PUSPA ICE PLANT	LARGE	11	150	15954.80	10889.80	19419.5
160	CED	M/S GAJARAJ RICE MILL.	LARGE	11	245	4856.00	3009.00	1722.9
161	CED	MORDERN ENGINEERING AND MANAGEMENT	GP	11	110.2	1604.00	884.00	0
162	CED	KRISHNA STONE PRADUCT	LARGE	11	123.6	706.80	1016.40	1209.96
163	CED	M/S BACCHUS BOTTLING PVT. LTD.	LARGE	11	110	194.60	0.00	0
164	CED	M/S MAGNUM ESTATE (P) LTD.	AAA	11	278	43439.20	39216.00	23765.84
165	CED	M/S EVEREST INDUSTRIES LTD.	LARGE	33	900	616914.00	603777.00	474636.9
166	CED	M/S DADA FREEZING	LARGE	11	120	16448.00	17892.40	23487.48
167	CED	SOMANI GREEN BRICKS	LARGE	11	110	20680.80	18312.80	9850.92
168	CED	M/S SHANKAR AGRI PRODUCT (P) LTD.	LARGE	11	183	19510.80	21429.40	12043.8
169	CED	M/S OHM PIPES	LARGE	33	475	57600.00	86590.80	83897.34
170	CED	M/S KANHA BEVERAGE (P) LTD.	LARGE	11	189	107.40	0.00	0
171	CED	ADVANCE PLASTIC PROCESSING	SPP	11	400	28222.00	27420.00	17936.3
172	CED	M/S GANAPATI ALUMINIUM	LARGE	11	200	4726.80	3106.80	2726.52
173	CED	M/S KONARK AQUA	AAA	11	232	11114.10	11906.40	13013.28
174	CED	M/S ASHADEEP AQUA CULTURE (P) LTD.	AAA	11	700	8322.00	23534.00	49847.6
175	CED	M/S NOCCI, BALASORE INF. COMPANY	GP	11	278	13080.00	7696.40	10062.84
176	CED	M/S ALASHORE MARINE EXPORTS P.LTD.	LARGE	11	500	98780.00	108145.00	156689.16
177	CED	M/S ESSMARK OIL INDUSTRIES (P) LTD.	LARGE	33	506	114890.40	107591.40	109514.82
178	CED	JAGADAMBA POLYMERS P. LTD.	LARGE	11	200	29395.50	30548.10	50354.68
179	CED	M/S S.S. ALUMINIUM (P) LTD.	LARGE	33	589	26044.80	4635.60	76.92
180	CED	M/S IMERY'S MINERALS P. LTD.	LARGE	33	1000	184849.00	164049.00	150483.6
181	CED	M/S NILACHAKRA FURNITURE P. LTD.	LARGE	11	278	5941.60	2704.80	567.36
182	CED	M/S EASTERN RECLAIM P. LTD.	LARGE	11	300	33640.00	29019.00	32664.1
183	CED	M/S RAMADEVI FOODS (P) LTD.	LARGE	11	420	20362.00	50210.00	60222.2
184	CED	DINESH RAY	AAA	11	400	22580.00	22429.80	47718.7
185	CED	M/S SURYO UDYOG LTD.	AAA	11	278	26403.30	17070.00	16495.74
186	CED	M/S UTKAL AQUA CULTURE & MARINE	AAA	11	150	11990.40	22063.20	17912.76
187	CED	PASUPATI EXPORTS PVT. LTD.	AAA	11	178	7600.80	13632.80	19674.48
188	CED	MAGNUM SEA FOODS LTD.	AAA	11	372	14157.00	10573.00	11263.6
189	CED	NIRMAL KU. KAR	AAA	11	178	17014.60	19816.20	25778.2
190	CED	M/S KAMAL AQUA INDUSTRIES	AAA	11	178	8868.00	6926.60	14198.32
191	CED	M/S SEA CRAFTS AQUA PROJECTS P.LTD.	GP	11	178	15230.80	16258.80	20787.36
192	CED	HARI MARINE PVT. LTD.	AAI	33	1000	105912.00	130533.60	119077.56
193	CED	ABHAY MOHAPATRA	ABHAY	11	278	28953.00	16512.60	17955
194	CED	M/S RAJA AGRO COLD STORAGE	AAI	33	560	40998.00	50076.00	41212.08
195	CED	M/S POONAM INDUSTRIES.	LARGE	11	123	3376.00	3897.00	620.38
196	CED	SOFTWARE TECHNOLOGY PARK OF INDIA	GP	11	110	801.00	1244.70	971.8
197	CED	M/S HIGHWAY ICE AND STORE	LARGE	11	117	12128.20	12344.00	20314.6
198	CED	M/S SIRIDI SAI STONE CRUSHER	LARGE	11	154	523.20	416.40	1105.88
199	CED	SRI SUDHANSHU SEKHAR PANDA	AAA	11	200	10588.80	4878.80	10093.2
200	CED	M/S MAA JASODA ICE PLANT	LARGE	11	242	17179.20	24580.00	29381.12
201	CED	BIJAY KUMAR NAYAK	AAA	11	178	15702.00	20198.40	30015.48
202	CED	M/S MAHALAXMI ICE PLANT	LARGE	11	206	10641.60	8677.20	11929.8
203	CED	ABHAY MOHAPATRA	AAA	11	278	3998.40	10475.40	20379.42
204	CED	M/S ARIANCE INDUSTRIES P. LTD.	LARGE	11	389	193.20	1270.80	7395.06
205	CED	M/S SARALA EXPORTS	LARGE	33	555	16.80	952.80	0
206	CED	M/S MICROTEK TRANSFORMERS	LARGE	11	156	7.20	19555.60	37770.96
207	BPED	SDO-PHONE, BARIPADA	GP	11	134	5280.40	4191.20	2995
208	BPED	SDO-PHONES	GP	11	160	14923.80	11418.30	10815.96
209	BPED	AURO FLOUR MILL	LARGE	33	500	65574.20	68941.20	66682.56
210	BPED	E.E. P.H.D. BARIPADA	PWW	11	250.44	7158.40	7005.20	8161.72
211	BPED	E.E. STORES & MECHANICALS	GP	33	723	57356.40	54820.80	59914.98
212	BPED	E.E. STORES MECHANICALS	GP	11	110	2639.60	1838.00	1736.74
213	BPED	EX. ENG. P.H.D. BARIPADA	PWW	11	167.55	4731.30	1127.00	12245.14
214	BPED	POWER GRID CORP. OF INDIA	GP	33	250	7121.40	2791.80	2045.64
215	BPED	M/S VENKATESWARA HATCHERIES PVT.LTD	LARGE	11	250	1368.00	2263.50	8102.06
216	BPED	SEEMANTA ENGINEERING COLLEGE	GP	11	193	9125.60	5283.20	5242.4
217	BPED	AMBICA RICE MILL	LARGE	11	270	76740.20	71772.80	42472.32
218	BPED	KALIKA AGRO PRODUCT	LARGE	11	127	11884.40	14739.60	10186.24
219	BPED	DIST HEADQUARTER HOSPITAL, BPD	SPP	11	133	21661.20	14078.60	11696.44
220	BPED	MAYURBHANJ ICE & COLD STORAGE	GP	11	152	12401.60	13643.20	8200.88
221	BPED	K.K.STEEL	LARGE	33	450	17350.80	15428.40	16630.74
222	BPED	NORTH ORISSA UNIVERSITY	SPP	11	370	6669.60	3369.60	4085.28
223	BPED	SARALA PROJECT WORKS PVT. LTD.	LARGE	33	320	734.40	0.00	0
224	BPED	M/S NEW MODERN TECHNOMECH	LARGE	11	260	20575.20	15783.60	18900.6
225	BPED	DEBASIS PANDA	GP	11	144	818.80	496.00	1214.6
226	BPED	M/S MAA LAXMI AGRO PVT. LTD.	LARGE	11	333	25037.00	24014.00	17504.7
227	BPED	M/S PARBATI UDYOG	LARGE	11	118	307.60	330.40	447.2
228	BPED	M/S. M.R. MINERALS	LARGE	11	138	1748.80	275.20	220.56
229	BPED	KAMADHENU AGRO BASED IND. PVT. LTD.	LARGE	33	440	79340.40	88939.00	63980.54
230	BPED	SHRI GOPAL TRADING	LARGE	11	187	3996.00	18492.00	18453.2
231	BPED	M/S DURGA SILICA PROCESSORS	LARGE	11	119	209.40	192.80	21.28
232	BPED	MR. BIJAY KUMAR NANDA	GP	11	116	1441.20	388.20	0
233	BPED	BINOD KUMAR KHANDELWAL	LARGE	11	156	599.20	583.20	350.96
234	BPED	M/S VENCO RESEARCH & BREEDING FARMS	AAA	11	167	13620.80	32438.40	28626.56
235	BPED	M/S VENCO RESEARCH & BREEDING FARMS	AAA	11	278	48208.00	56148.00	70887.04
236	BPED	M/S SSM AAAUSTRIES	LARGE	11	250	27213.90	33520.80	21165.76
237	BPED	PRICEPAL ITI TAKATPUR	SPP	11	134	4438.40	3312.80	4095.6
238	BPED	MAYUR CHEMICALS INDUSTRIES P.LTD.	LARGE	11	167	7669.20	8354.40	1496.34





239	BPED	M/S MAYA SHEEL RETAIL (BAZAR INDIA)	GP	11	167	282.90	256.20	768.3
240	BPED	THE DEAN AND PRINCIPAL PRMMCH	SPP	11	458	30976.80	22972.80	28762.08
241	BPED	M/S SWAMI VEVEKANANDA SEKHYA SHRAM.	GP	33	120	4544.40	2059.50	2330.6
242	BPED	M/S MAYUR BISCUITS CO. PVT. LTD	LARGE	11	555	106344.00	103680.00	82516
243	BPED	M/S LARSEN & TOUBRO LIMITED	LARGE	33	667	18048.00	12218.40	7937.52
244	BPED	EKALABYA MODEL SCHOOL	SPP	11	112	818.80	1193.60	1607.84
245	BPED	MRI AND CITY SCAN, DHH BARIPADA	SPP	11	200	8616.80	8256.00	9324.48
246	BPED	REGISTER CIVIL COURT	SPP	11	122	906.40	1060.00	3669.66
247	BPED	MCH COMPLEX DHH	SPP	11	334	3196.50	11194.20	15606.38
248	BPED	M/S KALINGA INSTITUTE OF SOCIAL	SPP	11	200	489.00	3630.00	3258.68
249	BPED	M/S SUMANGAL PLAST PVT.LTD.	LARGE	33	445	1270.80	6114.00	5384.28
250	BPED	M/S PTP EARTH MOVING AND MINING	LARGE	33	617	2728.80	48333.60	34693.44
251	RED	M/S JAGADAMBA STEEL IND.(P) LTD.	GP	33	560	121554.00	91614.00	72260.1
252	RED	MAYURBHANJ METAL LTD.	LARGE	33	1383	8742.00	0.00	0
253	RED	VENKATESWARA HATCHERIES PVT. LTD.	AAA	33	205	56586.00	58839.00	47875.2
254	RED	VENKATESWARA HATCHERIES PVT LTD	AAA	33	122.5	9040.40	6742.80	4189.56
255	RED	M/S.GANESH RICE MILL	LARGE	11	349	147822.00	150618.00	54660.6
256	RED	M/S MAYUR ELECTRO CERAMICS PVT.LTD	LARGE	33	630	80143.20	90038.40	66602.52
257	RED	TARINI RICE MILLS (P)LTD.	LARGE	33	118.5	0.00	22.80	0
258	RED	TARAK NATH DAS	LARGE	11	140	1218.40	1168.20	968.42
259	RED	SHREE LAKSHMI AGRI FOODS PVT.LTD.	LARGE	11	244	9437.20	13864.40	38714.36
260	RED	CHANNDRIKA AGRO FOODS PVT.LTD.	LARGE	11	300	33020.80	18427.20	28079.6
261	RED	M/S- MAA KIRANDEVI AGRO (P)LTD.	LARGE	33	180	977.40	752.40	2368.98
262	RED	VENKATESWARA HATCHERIES PVT LTD.	AAA	11	400	21021.60	10928.40	7372.8
263	RED	M/S SINGHAL AGRI INDUSTRIES P.LTD.	LARGE	33	555	72495.00	43530.00	43050
264	RED	M/S MAYURBHANJ CERAMICS PVT.LTD.	LARGE	11	183	2659.20	3145.00	2075.34
265	RED	M/S MAA AMBIKA MINERALS	LARGE	11	120	1033.60	1176.60	2731.54
266	RED	M/S SWAIN MINERALS	LARGE	11	242	992.00	693.60	803.12
267	RED	M C H COMPLEX	SPP	11	217	3164.80	4691.20	4539.6
268	RED	LAL TRADERS & AGENCIES PVT. LTD	LARGE	11	212	5400.00	5750.40	3708.24
269	RED	PRINCIPAL EKALAVYA MODEL	SPP	11	111	832.80	616.00	856.08
270	RED	LARSEN & TOUBRO LIMITED.	LARGE	33	556	12024.00	11572.80	7459.44
271	RED	M/S KRISHNA ENTERPRISES	LARGE	11	167	16318.80	16709.60	16283.28
272	RED	M/S TARINI CRUSHER	LARGE	11	156	4625.60	2042.40	714.6
273	RED	M/S. BHARATI INFRATEL LTD.	GP	11	111	4218.80	8105.40	6187.1
274	SED	ALL INDIA RADIO	GP	11	118	615.20	661.60	558.96
275	SED	M/S JAGANATH RICE MILL	LARGE	33	230	21926.40	24252.00	24159.84
276	SED	M/S.JASODA AGRO FOODS	LARGE	11	150	15304.80	16180.40	9360.64
277	SED	M/S AUM SWASTIK FOODS	LARGE	11	301	33448.00	45023.00	31819.4
278	SED	ANSHUMAN RICE MILL	LARGE	11	178	32798.40	35883.60	22074.64
279	SED	M/S UNIDEEP FOOD PROCESSING (P) LTD	LARGE	33	333	44899.50	53955.00	33931.2
280	SED	RANI SATI RICEMILL P.LTD.	LARGE	11	211	20290.20	21813.30	13918.98
281	SED	M/S MAA TARINI RICE MILL	LARGE	11	116	19398.80	20772.40	8447.72
282	SED	M/S MAHALAXMI STONE CRUSHER	LARGE	11	141	22548.00	26585.20	19771.98
283	SED	M/S BIOTECH AYUR (P) LTD.	LARGE	11	110	2076.00	1456.80	804.24
284	SED	M/S SHREE JAGANNATH STONE CRUSHER	LARGE	11	195	9029.60	10398.80	10068.88
285	SED	M/S BIRAJA STONE CRUSHER	LARGE	11	141	458.60	1275.80	6005.86
286	SED	M/S MAA MANGALA STONE CRUSHER	LARGE	11	122	6939.20	1174.40	1061.44
287	SED	M/S JAGABALIA STONE CRUSHER	LARGE	11	161	2168.80	10.80	0
288	SED	M/S SARASWATI STONE CRUSHER	LARGE	11	234	14000.40	15940.40	13127.56
289	SED	M/S BABA AGRITECH PVT. LTD.	LARGE	11	150	10109.60	14356.40	3658.96
290	SED	M/S RADHASHYAM STONE CRUSHER	LARGE	11	167	18.00	0.00	0
291	SED	M/S MAHALAXMI STONE INDUSTRIES	LARGE	11	111	4619.20	6497.60	5115.76
292	SED	M/S AGRO SYNDICATE	LARGE	11	128.8	12518.20	15437.80	12097.88
293	SED	M/S BASUDEV RICE MILL	LARGE	33	561	42400.80	43210.20	28243.2
294	SED	M/S SUDARSAN STONE CRUSHER	LARGE	11	132	3676.40	1060.80	879.8
295	SED	M/S SHREE KRISHNA STONE CRUSHER	LARGE	11	114.5	5476.80	904.00	1282.08
296	SED	M/S NIGAMANANDA STONE CRUSHER	LARGE	11	134	13994.40	4312.40	2242.28
297	SED	M/S NANDI GHOSH STONE CRUSHER	LARGE	11	178	3027.20	0.00	0
298	SED	M/S TUSAR KANTI PANDA	AAA	11	142	10671.60	11497.20	14532.3
299	SED	M/S PARBATI TYRESS & TUBES PVT LTD.	LARGE	11	361	24220.00	30088.40	30395.84
300	SED	M/S BIRAJA INDUSTRIES	LARGE	33	556	32.00	1078.20	7684.836
301	SED	M/S OVAD AQUA VENTURES	AAA	11	389	39823.80	42526.80	63813.54
302	SED	M/S FALCON MARINE EXPORTS LTD.	AAI	11	2600	379800.00	268812.00	452202.6
303	SED	M/S SAKHI AAAUSTRIES	LARGE	11	200	17745.00	19336.60	9584.64
304	SED	M/S POBON DPC & CABLES PVT LTD.	LARGE	11	123	7393.60	12502.00	8517.36
305	SED	M/S NITYANANDA FOOD PRODUCTS P. LTD	LARGE	11	220	1456.00	3184.00	13967.04
306	SED	M/S MAHALAXMI STONE CRUSHER	LARGE	11	137	3638.40	288.00	1083.42
307	SED	M/S MISHRA STONE CRUSHER	LARGE	33	317	12079.20	21207.60	17214.96
308	SED	M/S JAGABALIA STONE CRUSHER UNIT	LARGE	11	225	2257.60	612.80	583.32
309	SED	M/S PUJA RICE MILL	LARGE	33	445	8782.80	31077.00	25278.36
310	SED	ASHOK KUMAR NAYAK	GP	11	167	384.00	445.60	8021.84
311	SED	M/S BALAZI TRADING CO.	LARGE	11	300	655.80	594.60	845.4
312	SED	M/S HANUMAN STONE PRODUCTS	LARGE	11	152	692.80	209.07	69.376
313	SED	M/S SHREE JAGANNATH STONE PRODUCTS	LARGE	11	186	140.80	262.00	0
314	JED	M/S ASHADEEP AQUACULTURE P.LTD.	AAA	11	562	41460.00	26580.00	22316.76
315	JED	ASST. COMMISSIONER OF COMMERCIAL	GP	11	189	676.80	791.20	860
316	JED	M/S ASHADEEP AQUACULTURE PVT. LTD.	AAA	11	470	42816.00	42071.40	25439.7
317	JED	BADAL CHANDRA SENAPATI	AAA	11	178	12243.80	10590.00	11924.82
318	JED	SUSANTA KUMAR SENAPATI	AAA	11	167	19380.00	19171.00	33350.56
319	JED	SMT. MINARANI SENAPATI	AAA	11	178	30948.00	28168.40	25284.66



320	JED	M/S GAYATRI CNSUMERS PRODUCTS P.LTD	LARGE	11	300	1520.00	1928.00	1998.16
321	JED	INTAKE WELL UNIT AT ARUJHABRUTI-II	PWW	33	275	248.00	400.00	1093.52
322	JED	WATER TREATMENT PLANT OF MEGA RWSS	PWW	33	667	432.00	1701.60	1883.4
323	JED	G. K. BHATTAR HOSPITAL	SPP	11	303	320.00	896.00	3606.56
324	BTED	M/S GANAPATI PIPE & INDRUSTRIES	LARGE	33	555	45291.00	42705.00	34089.12
325	UED	EKLAVYA MODEL SCHOOL	SPP	11	110	7004.40	3764.70	3418.46
326	UED	M/S SAI AGRITECH	LARGE	11	130	4601.20	6473.00	6521.52
327	UED	M/S CHAKRA MINERALS	LARGE	11	150	3655.60	459.20	0
328	BSED	BARPADA SCHOOL OF ENGG. & TECH	SPP	11	467	9000.00	4858.40	5275.2
329	BSED	M/S AGN AGRO PROCESSORS PVT LTD.	LARGE	11	175	8582.00	7770.00	7052.84
330	BSED	M/S MAA RICE MILL	LARGE	11	195	11351.60	11027.20	10184
331	BSED	M/S N&B FOODS	LARGE	11	223	1431.60	4218.30	930.12
332	BSED	M/S VODAFONE SPACETEL LIMITED	GP	11	111	508.00	592.80	369.64
333	BSED	M/S CHAKADOLA SHITAL BHANDAR	AAI	11	306	19010.00	254.00	3308.4
334	BSED	PRINCIPAL , GOVT. POLYTECHNIC BDK	SPP	11	111	1225.00	3097.20	5747.28
335	BSED	EXECUTIVE ENGINEER RWSS DIVISION	PWW	11	554	139.00	1520.00	1919
336	BSED	M/S DILLIP BUILDCON LTD.	GP	11	426	3519.60	20767.80	22407.36
337	JRED	TISCO FERRO ALLOYS PLANT	POI	132	12000	1768012.80	949600.60	889146.42
338	JRED	IDCOL FERROCHROME & ALLOYS LTD	POI	33	555	1417800.00	780504.00	1193184
339	JRED	NILACHAL ISPAT NIGAM COLONY	DBS	11	116.67	570.00	3117.60	11181.36
340	JRED	DAITARY IRON ORE MINES	LARGE	33	2000	166290.00	178236.00	158175.6
341	JRED	IDCOL FERRO CHROME COLONY	DBS	33	600	27748.80	11464.80	27033.48
342	JRED	NILACHAL ISPAT NIGAM LTD	LARGE	220	25000	935880.00	708694.20	237526.04
343	JRED	S.D.O.(TELEGRAPH)	GP	11	139	6210.80	6064.80	4623.24
344	JRED	MID EAST INTEGRATED STEEL CO.	LARGE	132	4500	726672.00	13056.00	0
345	JRED	Nilachal Ispat Nigam	GP	33	2000	65040.00	22783.81	2812.8
346	JRED	K. J. ISPAT LIMITED	LARGE	33	600	102618.00	117075.60	115661.28
347	JRED	COLONY SUPPLY, OMC, DAITARY	DBS	33	1236	169135.20	183639.60	156070.68
348	JRED	M/S.YAZDANI STEEL & POWER LTD.	LARGE	33	2000	0.00	49070.00	155020
349	JRED	IDCO PUMP HOUSE	GP	33	1200	296431.20	343926.00	339559.2
350	JRED	DGM(O&M)	GP	33	200	0.00	0.00	26815
351	JRED	MAITHAN ISPAT LIMITED	LARGE	220	8000	84680.00	0.00	0
352	JRED	M/S.B.C.MOHANTY & SONS.(P)LTD.	LARGE	132	10000	1796080.00	2097580.00	3292938
353	JRED	M/S JINDAL STAINLESS LIMITED	LARGE	220	22000	4629765.80	4134388.60	3346866.98
354	JRED	MAHESH FERROUS PRIVATE LTD.	LARGE	33	200	4612.80	3451.20	0
355	JRED	HOTEL SARADA NIVAS	GP	11	148	12514.00	2311.00	3033.3
356	JRED	M/S ROHIT FERRO TECH. LTD.	LARGE	220	55000	10670400.00	8325840.00	8537688
357	JRED	M/S VISA STEELS LTD.	LARGE	220	18000	81960.00	853080.00	2267050.8
358	JRED	M/S ANANDA EXPORTS	LARGE	33	667	19238.40	23827.20	53508.72
359	JRED	JINDAL STAINLESS LTD.	DBS	33	666.67	36489.00	34208.40	36960.24
360	JRED	M/S JABAMAYEE FERRO ALLOYS LTD.	LARGE	132	6500	1418448.00	0.00	0
361	JRED	M/S.SHREE DURGA ISPAT UDYOG	LARGE	11	300	254.00	0.00	0
362	JRED	M/S KRUPALU RICE INDUSTRIES PVT LTD	LARGE	33	900	176593.50	157357.50	110030.2
363	JRED	M/S JAY JAGANNATH RE-ROLLING	LARGE	11	333	38589.00	17943.00	16852.3
364	JRED	M/S ASHIRBAD AGRO PRODUCTS PVT LTD.	LARGE	33	475	83244.00	81309.60	62322.48
365	JRED	M/S RAMKY ENVIRO ENGINEERS LTD.	GP	33	300	3805.60	4213.20	4284.72
366	JRED	SENIOR DIVISIONAL ENGINEER (G)	GP	11	150	29211.20	26917.60	27684.1
367	JRED	M/S MISRILAL MINES PVT.LTD	LARGE	132	8000	2323416.00	2725344.00	2129529.6
368	JRED	M/S S G S FOOD PRODUCTS (PVT) LTD.	LARGE	11	255	15454.80	36237.20	30279.12
369	JRED	M/S HOTEL VENEGIA P. LTD.	GP	11	389	13826.40	11484.60	10434
370	JRED	JINDAL STAINLESS LTD.	LARGE	33	1750	245136.00	269064.00	259873.2
371	JRED	M/S PRADHAN INDUSTRY	LARGE	11	151.2	2666.00	960.60	3830.08
372	JRED	M/S ADITYA AUTO CARE	LARGE	11	122	1218.20	1229.20	1083.1
373	JRED	PRINCIPAL JAWAHAR NAVODAYA BIDYALAY	SPP	11	256	7402.00	3851.00	5491.3
374	JRED	BRAHMANI RIVER PELLETS LTD.	LARGE	132	22222	6515616.00	6134784.00	4293739.2
375	JRED	BHARAT BHUSAN DEO	GP	11	117.2	21660.40	12564.80	13031.6
376	JRED	M/S BRAHMANI RIVER PELLETS	DBS	33	555	14028.00	14622.00	2941.68
377	JRED	M/S DAYAL RESEDECY	GP	11	134	6879.60	5576.80	8873.52
378	JRED	M/S SHRI KRUPALU STEEL & CASTING	LARGE	33	390	1359.00	198.00	19264.3
379	JRED	M/S BOC INDIA LTD	LARGE	11	172	534.00	347.20	99
380	JRED	M/S TATA STEEL LTD	LARGE	400	110000	5452979.00	4887765.80	4156255.64
381	JRED	SMT. RASHMITA NAYAK	GP	33	150	6489.00	5592.60	7684.2
382	JRED	M/S SUMA REAL MEDIA PVT.LTD.	LARGE	11	222	19359.00	13901.70	18477.86
383	JRED	SRI LOKANATH GUPTA	GP	11	134	2387.80	2128.00	6643.76
384	JRED	M/S - HOTEL BRAHMANI (P) LTD.	GP	11	206	21504.60	8661.60	14418.72
385	JRED	M/S CENTRAL TOOL ROOM &	GP	11	150	911.00	892.20	997.36
386	JRED	M/S MAHARAJA RESOURCES PVT. LTD.	LARGE	33	560	40970.40	56889.60	56318.28
387	JRED	M/S MEDICA TS HOSPITAL P. LTD.	GP	33	600	25329.94	55615.20	52584.24
388	JRED	ASHIRBAD AGRO PRODUCTS PLTD(UNIT-2)	LARGE	33	1450	333675.00	337626.00	335861.82
389	JRED	M/S HAREKRISHNA RICE PROCESSING -	LARGE	33	1000	159619.20	125851.20	168447.36
390	JRED	M/S PRADEEP MINING & CONSTRUCTION P	LARGE	33	180	5774.40	5956.80	8383.92
391	JRED	EXECUTIVE ENGINEER	PWW	11	119	382.00	678.80	6555.42
392	JRED	M/S BABA CHANDRASEKHAR RICE MILL	LARGE	11	555	22310.00	40497.00	17641.8
393	JRED	M/S JSW CEMENT LTD.	GP	33	3000	213631.20	0.00	0
394	JRED	EXECUTIVE ENGINEER	PWW	11	119	776.00	975.00	5048.42
395	JRED	M/S EMAMI CEMENT LTD.	LARGE	220	13000	1080800.00	1316178.40	1483355
396	JRED	M/S KRUPALU SOLVENT	LARGE	33	850	54552.00	41635.20	48086.16
397	JRED	M/S NEZONE TUBES (UTKAL) LTD.	LARGE	33	2223	52842.00	198606.00	281749.8
398	JRED	SRI SHIV RATAN MASKARA	GP	11	250	768.00	880.20	2428.5
399	JRED	M/S OMC LTD.	GP	11	200	12884.00	12261.60	11869.36
400	JRED	M/S BAIT LOGITECH (P) LTD	LARGE	33	400	1586.40	2637.60	4037.4





401	JRED	M/S JSW CEMENT LTD.	LARGE	132	8000	327000.00	662240.20	599579.858
402	JRED	M/S UTKAL BUILDERS LTD	GP	33	555	2880.00	6157.80	9540.06
403	JRED	M/S ROOTS CORPORATION LTD.	GP	33	361	950.40	16617.60	20455.68
404	JRED	M/S JAJPUR CEMENTS (P) LTD.	GP	33	400	261.60	11532.60	15314.94
405	AED	M/S LAXMINARAYAN RICE MILL &	LARGE	11	167	14258.20	14061.80	13054.02
406	AED	BANGORE CHROMITE MINES, OMC	LARGE	11	500	103773.60	70599.60	38488.2
407	AED	INDIAN METALS & FERRO ALLOYS	LARGE	11	900	41016.00	10168.00	0
408	AED	MAHARAJA MINERALS PVT. LTD.	LARGE	11	132	0.00	0.00	837.86
409	AED	M/S SHYAM SUNDAR RICE MILL	LARGE	11	434	19477.80	16636.20	24225.66
410	AED	M/S LAXMIPRIYA RICE MILL	LARGE	11	167	12014.00	12391.60	12345.88
411	AED	M/S PRANABALLAV RICE MILL	LARGE	33	489	32365.20	35680.80	24501.12
412	AED	M/S MAA MADHOEI RICE MILL (P) LTD	LARGE	11	300	28646.40	23796.80	20079.76
413	AED	M/S MAA SANTOSHI STONE CRUSHER IND.	LARGE	11	134	151.20	0.00	0
414	AED	E.E. ANANDAPUR BARRAGE DIVISION.	DBS	11	222	5265.00	5725.80	5710.5
415	AED	M/S-SARANGADHAR AGROTECH(P) LTD.	LARGE	11	356	14385.00	24379.00	19086.2
416	AED	M/S KEONJHAR DISTRICT	AAI	11	304	23216.40	21864.60	16876.86
417	AED	M/S BAITARANI POWER PROJECTS (P) LT	GP	33	1000	31230.00	0.00	0
418	AED	THE PRINCIPAL GOVT. I.T.I ANANDAPUR	GP	11	120	2850.60	1578.80	1526.5
419	AED	THE EXECUTIVE ENGINEER, PH DIVISION	PWW	11	167	800.40	707.20	4997.54
420	AED	THE E.E. ANANDAPUR BARAGA DIVISION	GP	11	189	2672.00	456.00	693.32
421	AED	M/S SAI MAA TARINI TOLLWAYS LTD.	GP	33	123	7728.00	6178.20	5230.02
422	AED	THE ASST. EXECUTIVE ENG.	SPP	11	255	4488.00	4350.00	4479.44
423	AED	MAHA MAHIMA FOODS	LARGE	11	280	12576.00	26216.80	18812.8
424	AED	M/S SIDHESWAR STONE CRUSHER	LARGE	11	207	2240.80	2023.20	3355.92
425	JTED	MCH BUILDING	SPP	11	356	11631.20	11228.40	13687.52
426	KUED	M/S NILANCHAL CARBO METALIKS	LARGE	11	152	7171.20	12452.60	19626.8
427	KUED	M/S.KRISHNA COKE INDIA (P)LTD.	LARGE	33	133	2410.80	3870.00	15889.8
428	KUED	SUBHASHREE GAS (PVT) LTD.	LARGE	33	110	447.00	576.60	995.48
429	KUED	PURE COKE LTD.	LARGE	33	120	686.40	5474.40	8723.4
430	KUED	M/S MATRIX FERRO L.L.P	LARGE	33	4400	1041936.00	280704.00	253140
431	KUED	K.L. RESOURCES (P) LTD.	LARGE	11	333	1908.00	2434.00	1437.8
432	KUED	M/S MAA CHANDI STONE CRUSHER	LARGE	11	200	5101.20	1916.40	1486.32
433	KUED	M/S A.N. TRANSPORT	LARGE	11	127.8	1649.20	962.60	842.24
434	KUED	DAS STONE CRUSHER	LARGE	11	167	4191.20	1690.40	1040.8
435	KUED	AMIYA KU. SAHOO	LARGE	33	129	1694.00	1366.00	701.8
436	KUED	SRI PRATAP KUMAR MOHANTY	LARGE	11	115	6688.80	3834.40	333.12
437	KUED	SRI BIJOY KUMAR PANDA	LARGE	11	113	445.60	275.60	254.24
438	KUED	SRI SRIDHAR PARIDA	LARGE	11	116	963.20	627.60	720.56
439	KUED	M/S KONARK MINERALS & METALS	LARGE	33	555	48685.80	16715.40	29026.92
440	KUED	M/S BIRAJA STEEL	LARGE	11	411	420.00	0.00	0
441	KUED	M/S AARBEE ODISHA WORKS P. LTD.	LARGE	33	250	11344.80	6544.80	0
442	KUED	SRIBAS JENA	LARGE	11	116	4353.60	4071.60	3804.08
443	KUED	TATA STEEL LTD	DBS	33	833.33	6474.00	7177.20	7940.64
444	KUED	MEDICAL OFFICER DHARMASALA	SPP	11	111	674.20	869.00	1089
445	KUED	M/S M. S. INDUSTRIES	LARGE	11	220	3560.80	4702.80	2966.2
446	KUED	M/S S T MINERALS PVT. LTD.	LARGE	33	555	7140.00	8841.60	19419.12
447	KUED	MANIBABA STONE CRUSHER	LARGE	33	555	4339.20	6072.60	4623.54
448	KUED	M/S THE RAMCO CEMENT LTD.	GP	33	555	46758.00	15662.40	0
449	KUED	M/S MAA CHANDI STONE CRUSHER	LARGE	11	134	1193.60	3179.20	1155.16
450	KUED	M/S BISAL INDUSTRIES	LARGE	11	178	562.00	16.40	0
451	KUED	E.E MEGA LIFT PROJECT, CLUSTER XI	LIFT IRR	33	5290	2040.00	7330.00	11162.88
452	KUED	M/S SHIVAM PLASTICS	LARGE	11	200	14029.20	25786.80	28667.44
453	KUED	JAGABANDHU MUDULI	LARGE	11	200	4834.80	11056.40	21894.32
454	KUED	M/S SHYAMESWAR STONE SRUSHER	LARGE	11	126	159.20	1146.40	1007.64
455	KUED	M/S DILLIP BUILDCON LIMITED	GP	11	426	2780.40	19514.40	19085.16
456	KED	UTKAL MNRL (PVT) LTD, BANPAR	LARGE	11	170	120.32	5.40	6.6
457	KED	GUMURA RAILWAY STATION	GP	11	110	19053.00	16187.80	13065.82
458	KED	M/S ARDENT STEEL LTD.	LARGE	33	4200	1382034.00	1277574.00	1335715.2
459	KED	M/S ORISSA SPONGE IRON & STEEL LTD.	LARGE	33	555	13232.00	16320.00	56469.6
460	KED	M/S M.S.P SPONGE IRON LTD.	LARGE	132	8000	3761724.60	1297430.40	936414.4
461	KED	UTKAL MINERAL IND, DHURPADA	LARGE	11	300	1506.60	912.00	640.38
462	KED	M/S KASHVI INTERNATIONAL (PVT) LTD.	LARGE	11	750	42396.00	40390.00	69356.4
463	KED	NARAYAN FOOD PRODUCTS (P)LTD.	LARGE	33	570	91316.40	98812.20	105293.28
464	KED	M/S TOPSUN RIM IRON ORE	LARGE	11	361	4645.20	1704.00	2616.24
465	KED	M/S BRAND STEEL & POWER PVT LTD.	LARGE	33	800	240885.60	215542.80	155738.88
466	KED	SHREE AGRICO & RICE PVT LTD.	LARGE	33	495	41584.80	52545.00	48807.3
467	KED	PRINCIPAL KENDRIYA VIDYALAYA	SPP	11	122	1195.20	1349.40	1316.4
468	KED	THE DISTRICT SPORTS OFFICER, KNJ	SPP	11	200	2136.80	2089.00	2216.54
469	KED	SDE ( TAX ) , BSNL	GP	11	141	23390.40	23257.00	17806.48
470	KED	THE CHIEF MANAGER , S.B.I.	GP	11	193	3597.60	3568.20	2733.36
471	KED	THE PRINCIPAL GOVT. COLLEGE OF ENG.	SPP	11	244.5	23370.00	11884.20	15465.48
472	KED	REGIONAL MANAGER. OMC LTD.	DBS	11	167	9892.40	6391.00	2704.86
473	KED	REGIONAL MANAGER, OMC LTD.	GP	11	222	36057.80	12136.50	8330.7
474	KED	M/S C.R.P.F. HUB	GP	11	134	2026.00	0.00	0
475	KED	M/S ALL INDIA RADIO	GP	11	130	3227.20	3937.00	4743.58
476	KED	M/S KASHVI POWER & STEEL P.LTD.	GP	11	500	7316.40	5452.20	6384.66
477	KED	M/S B.L. RICE MILL (P) LTD.	LARGE	11	201	7226.70	14933.70	12779.96
478	KED	JITENDRA KU. SAHOO	GP	11	200	948.00	838.00	1000.26
479	KED	DISTRICT HEADQUATER HOSPITAL	SPP	33	404	16348.30	19797.58	19246.064
480	KED	EXECUTIVE ENGINEER	PWW	33	290	2095.20	1689.00	2358.9
481	KED	M/S BAITARANI RICE MILL	LARGE	11	245	58529.40	80132.40	46554.18

482	KED	M/S TATA PROJECTS LTD.	GP	11	250	20086.80	16236.00	10122.84
483	KED	M/S SREE METALIKS LTD.	LARGE	33	4500	1169328.00	803569.60	977182
484	KED	M/S MONTECARLO LIMITED	LARGE	11	150	3752.00	3574.60	2347.32
485	KED	M/S MONTECARLO LIMITED	LARGE	33	2039	21290.40	20736.00	18854.7
486	KED	M/S MONTECARLO LIMITED	LARGE	33	389	12163.20	8151.60	4336.74
487	KED	SATYABHAMA MAHAPATRA	GP	11	187	1741.20	2351.40	3366.84
488	KED	M/S BHARATI INFRA TEL LTD.	GP	11	118	8556.00	14124.20	14424.1
489	JOED	SERENDA COLONY, OMC LIMITED	GP	11	133	16664.00	17076.00	14037.2
490	JOED	FERRO MANGANESE PLANT, TISCO	POI	132	10000	1109508.60	723167.80	512474.24
491	JOED	BALANI IRON ORE MINES, SAIL	LARGE	132	5500	879120.00	940944.00	740740.8
492	JOED	M/S ARYA IRON & STEEL CO (P) LTD.	LARGE	132	10000	2569853.40	1874776.80	1951564.8
493	JOED	M/S JINDAL STEEL & POWER LTD.	HEAVY	220	16667	3231211.40	2825343.60	1616400.1
494	JOED	BAMEBARI Mn MINES CLNY, TISCO	DBS	11	160	9686.60	12928.80	10544.4
495	JOED	ORISSA MNRL DEV CORP LTD CLNY	DBS	11	555.56	79694.00	79130.00	62973.9
496	JOED	DEBABRATA BEHERA	DBS	11	233.33	31024.80	20790.20	24197.22
497	JOED	KALINGA IRON WORKS COLONY	DBS	11	1292.22	51708.00	51908.00	43114.4
498	JOED	BANEIKALA COLONY, TISCO, JODA	DBS	11	452.22	18736.00	18682.00	15946.4
499	JOED	SERENDA NEW COLONY, OMC LTD	DBS	11	133.33	18750.00	19810.40	16593.92
500	JOED	BARBIL COLONY, OMC LTD	DBS	11	182.22	18540.00	16037.80	15474.72
501	JOED	JARIBAR Mn MINES COLONY, TISCO	DBS	11	170	3980.40	4346.00	2712.68
502	JOED	KHANDBANDH COLONY, OMC LTD	DBS	11	117.78	5196.00	7593.20	5893.58
503	JOED	GURUDA COLONY, OMC LIMITED	GP	11	136	17510.00	16815.50	13829.1
504	JOED	M/S HOTEL LUCKY INDIA	GP	11	256	10995.00	7466.00	9408.2
505	JOED	M/S PATNAIK PLANTATION PVT. LTD.	GP	11	250	4064.40	3489.60	2968.08
506	JOED	EX.ENGR.KANPUR REH. C&B DIVISION	GP	11	422	4680.00	7575.00	7094.2
507	JOED	BRAHMANI RIVER PELLETS LTD.	LARGE	132	13000	3850656.00	4011120.00	2794401.6
508	JOED	KIRIBURU MINES, SAIL	LARGE	11	1300	340776.00	345200.00	260241
509	JOED	ESSEL MINING & IND LTD	LARGE	33	2200	561084.00	86262.00	0
510	JOED	M/S KALINGA IRON WORKS	LARGE	11	500	62936.00	57644.00	50459.2
511	JOED	KB IRON MINES, OMC LIMITED	LARGE	11	200	12945.60	14500.80	15146.96
512	JOED	M/S GREWAL ASSOCIATES (P) LTD.	LARGE	33	1200	84240.00	154074.00	148240.2
513	JOED	M/S BANSPANI IRON LTD.	LARGE	11	536	12038.40	15657.60	11713.2
514	JOED	N K BHOJANI PVT LTD, RUGUDI	LARGE	11	834	129520.00	128185.00	106938.8
515	JOED	RUNGTA MINES LTD, SPNG IRN DIV	LARGE	11	2500	510880.00	414384.00	65826.4
516	JOED	M/S SARDA MINES (PVT) LTD.	LARGE	33	2000	160181.00	458480.00	224524
517	JOED	ESSEL MNG & IND LTD, KASIA	LARGE	11	800	58628.00	24020.00	0
518	JOED	SUMRIT METALIKS (P) LTD	LARGE	11	490	98438.00	51382.00	10967.82
519	JOED	M/S SHRI JAGANNATH STEELS & PWR LTD	LARGE	132	2500	59661.20	161504.20	64042
520	JOED	CRAKERS INDIA(ALLOYS)PVT.LTD.	LARGE	33	850	234270.00	198421.50	231376.04
521	JOED	M/S.FLEXI MULTIPRODUCTS &	LARGE	11	218	1792.80	504.00	1167.18
522	JOED	M/S.-R.K.METALIKS (P) LTD.	LARGE	33	800	11130.60	7606.80	6095.16
523	JOED	M/S SAGAR MINERALS	LARGE	11	184	4182.00	3154.80	2280.74
524	JOED	M/S THRIVENI EARTH MOVERS(P) LTD.	LARGE	33	1000	154128.00	20688.00	163620
525	JOED	SHREE RAMESH PRASAD SAO,	LARGE	33	500	25507.20	17404.80	6487.92
526	JOED	M/S UCHABALI IRON & MN.MINES	LARGE	11	800	108024.00	111984.00	54676
527	JOED	EXECUTIVE ENGINEER, PHD,	PWW	11	145	44844.34	48570.00	65400.72
528	JOED	BHOLABEDA PUMP HOUSE	PWW	11	341	1245.00	1121.00	6665.3
529	JOED	GURUBEDA PUMP HOUSE	PWW	11	391	17871.20	19252.20	26351.34
530	JOED	M/S ESSEL MINING & INDUSTRIES LTD.	GP	11	350	21819.00	19934.00	17735
531	JOED	M/S GANGAUR HOTEL & RESORTS	GP	11	268	8524.80	5621.60	5745.04
532	JOED	M/S KALINGA MINING CORPRATION	LARGE	11	600	14136.00	5564.00	897.2
533	JOED	SHREE METALIK LTD	GP	11	118	2050.40	1745.60	0
534	JOED	M/S SERAJUDDIN & CO.	LARGE	11	120	28091.60	9948.40	11740.04
535	JOED	M/S- MAA MANGALA INDUSTRIES (P) LTD	LARGE	11	275	22347.00	17397.00	9392.4
536	JOED	M/S RUNGTA MINES LTD.	GP	11	154	22776.00	13204.00	0
537	JOED	JAY KAY ESTATES	DBS	11	123	7880.80	7157.20	6381.28
538	JOED	PRINCIPAL GOVT. INDUSTRIAL	SPP	11	204	2826.60	1589.40	1989.4
539	JOED	M/S BRAHMANI RIVER PELLETS LTD.	LARGE	33	889	172530.00	212169.00	110935.8
540	JOED	M/S SHREE JAGANNATH METALS	LARGE	11	142	478.00	478.40	1180.24
541	JOED	ESSEL MINING & INDSTRIES LTD	DBS	11	250	21162.00	13986.00	0
542	JOED	TRIVENI EARTH MOVERS P. LTD.	GP	11	245	23610.00	28380.00	24529.9
543	JOED	M/S SHANTI DEVI STONE CRUSHER	LARGE	11	167	25853.20	22615.20	20756.48
544	JOED	M/S ESSAR STEEL INDIA LTD.	LARGE	132	23000	2178109.20	1331638.80	3002447.6
545	JOED	M/S - SERAJUDDIN & CO.	LARGE	11	1500	267760.00	15120.00	4296
546	JOED	TATA STEEL LTD.	LARGE	33	2222	36426.00	168348.00	164330.4
547	JOED	M/S RUNGTA MINES LTD.	LARGE	11	1100	195548.00	53650.00	0
548	JOED	M/S SSAB ENERGY & MINERALS LIMITED	LARGE	11	490	0.00	0.00	28305
549	JOED	M/S PRO MINERALS PVT. LTD.	LARGE	33	2500	0.00	0.00	13467
550	JOED	M/S BRAHMANI RIVER PELLETS LTD.	GP	11	585	38440.00	74322.00	68851.9
551	JOED	SENIOR DIVISIONAL ELECTRICAL	GP	11	134	9054.80	6929.60	4562.82
552	JOED	M/S MANGILAL RUNGTA	DBS	11	500	20280.00	17512.00	18403.2
553	JOED	M/S LELE'S RICE MILL	LARGE	11	278	25187.20	31871.40	27269.24
554	JOED	M/S ODISHA MERCHANDISE PVT LTD.	AAI	33	278	144.00	0.00	0
555	JOED	M/S TATA STEEL LTD.	LARGE	220	10000	1937249.00	957960.80	318762.34
556	JOED	M/S RUNGTA MINES LTD.	LARGE	11	300	11056.00	30014.00	8135
557	JOED	M/S PATNAIK MINERALS PVT LTD.	LARGE	11	300	27064.00	3992.00	0
558	JOED	EXECUTIVE ENGINEER, RWS&S KEONJHAR	PWW	33	1150	3394.80	3823.20	7688.52
559	JOED	EXECUTIVE ENGINEER, PH DIVISION	PWW	11	142	1024.00	2097.40	9041.9
560	JOED	M/S TRIVENI EARTH MOVERS PVT LTD	DBS	11	134	9310.80	19781.60	14125.88
561	JOED	M/S RUNGTA MINES LTD.	DBS	11	136	6052.00	10740.00	0
562	JOED	M/S MONTECARLO LTD.	LARGE	11	270	1308.00	6226.20	5743.2



563	JOED	M/S MONTECARLO LIMITED	LARGE	33	950	324.00	21718.80	23294.88
564	JOED	M/S SHANTIDEVI STONE CRUSHER UNIT-2	LARGE	11	210	0.00	330.00	516.24
565	BNED	M/S MAA JAMUNA ICE FACTORY	LARGE	11	211	0.00	11416.80	20679.04
566	BNED	BHARAT KUMAR NAYAK	AAA	11	167	0.00	6716.40	10359.34
567	BNED	MEDICAL OFFICER CHC, BASUDEVPUR	SPP	11	247	0.00	1998.00	4116.2
568	BNED	M/S R.K. CHEMICALS	LARGE	11	161	0.00	2658.80	2430
569	BNED	SIBIRA KUMAR PARIDA	LARGE	11	154	0.00	456.60	6424.1
570	BNED	HIMADRI BHUSAN NAYAK	AAA	11	134	0.00	309.00	4297.44
571	BED	FALCON MARINE EXPORT LTD.	LARGE	11	323	0.00	11304.00	26613.36
572	BED	LAXMI NARAYAN MOHANTY	GP	11	190	0.00	300.00	766.68
573	BED	M/S ASSOCIATED PLASTIC P. LTD.	LARGE	11	250	0.00	16696.00	40020
574	BED	SANJAY KUMAR MISHRA	GP	11	223	0.00	240.00	1536.08
575	BED	REGISTRAR CIVIL COURT,BALASORE	GP	11	317	0.00	0.00	1716.24
576	CED	M/S SUGUNA FOODS (P) LTD.	LARGE	11	400	0.00	26548.80	77244.84
577	CED	SRI ADITYA PATRA	GP	11	167	0.00	598.80	702.16
578	CED	M/S SWASTIK METAL WORKS	LARGE	11	228	0.00	894.00	2030.32
579	CED	PRATIK JENA	AAA	11	200	0.00	816.00	9318.64
580	CED	JIBAN KUMAR MANDAL	AAA	11	200	0.00	0.00	7013.56
581	BPED	M/S REGISTER OF NORTH ODISHA	SPP	11	376	0.00	1459.20	1604.64
582	BPED	SAIPRATIK HEALTH CARE SERVICE P.LTD	GP	11	165	0.00	527.20	1028.52
583	BPED	KMBM STREET EMPORIO LLP	GP	11	167	0.00	3284.40	10350.06
584	RED	SUPERINTENDENT , SDH RAIRANGPUR	SPP	11	217	0.00	594.00	2949
585	SED	M/S ASHADEEP AQUACULTURE P. LTD.	GP	11	278	0.00	1644.00	20716.32
586	SED	M/S BRIJ GOPAL CONSTRUCTION COMPANY	GP	33	2000	0.00	1134.00	9668.4
587	JED	M/S KESHAB PLAST	LARGE	11	134	0.00	9852.00	16078.08
588	JED	SRI BISHNUPADA SUR	AAA	11	178	0.00	3972.00	29883.96
589	JED	SATYASAI HETCHERY & PALUTARY PRODU.	AAA	11	178	0.00	10398.00	12191.28
590	JED	SMT. MOUSUMI MAITY	GP	11	160	0.00	2848.00	15015.12
591	JED	NAROTTAM PRADHAN	AAA	11	150	0.00	0.00	9189.22
592	BTED	M/S ORCHID MARINE EXPORTS PVT. LTD.	AAI	33	555	0.00	0.00	26150.4
593	BSED	M/S HARAPARBATI RICE & FLOUR MILLS	LARGE	11	167	0.00	10246.60	15905.48
594	BSED	M/S GEETANSH CABLE & CONDUCTORS P L	LARGE	11	234	0.00	644.40	2530.88
595	BSED	M/S UMAPATI RICE MILL	LARGE	11	161	0.00	1595.60	21310.52
596	JRED	SUSHIL KUMAR PATRA	GP	11	178	0.00	375.00	1778.54
597	JRED	M/S JINDAL STAINLESS CORPORATE	DBS	33	555	0.00	3264.00	13805.76
598	JRED	SRI RATNAKAR SENAPATI	LARGE	11	156	0.00	1767.00	7201.32
599	JRED	JAKHAPURA RIALWAY STATION	GP	11	193	0.00	2928.80	9516.4
600	JRED	M/S INDIAN EAST COAST MINERALS	LARGE	11	122	0.00	249.60	1162.12
601	JRED	E. E. RW&S DIVISION JAIPUR	PWW	11	351	0.00	136.00	1954.16
602	AED	M/S BIRABHADRA FOOD PRODUCTS	LARGE	11	333	0.00	2408.00	3261.3
603	AED	M/S MAA TARINI FOODS	LARGE	11	225	0.00	227.20	16234.64
604	AED	M/S MAA STONE CRUSHING UNIT.	LARGE	11	225	0.00	5.00	637.92
605	KUED	M/S THE RAMCO CEMENTS LTD.	LARGE	132	9000	0.00	621864.00	1110677.4
606	KUED	M/S JAIN CONSTRUCTION	LARGE	33	555	0.00	1243.20	2649.36
607	KUED	SURYA KANTA BISWAL	LARGE	11	156	0.00	814.20	929.54
608	KUED	MAHENDRA KUMAR PANDA	LARGE	11	156	0.00	244.20	631.26
609	KED	THE CHIFE DISTRICT MEDICAL OFFICER	GP	11	330	0.00	8931.00	24755.88
610	KED	M/S POWER GRID CORPORATION OF INDIA	LARGE	33	200	0.00	93.00	160.02
611	JOED	M/S SREE METALIKS LTD.	LARGE	33	3500	0.00	221033.20	1245368.88
612	JOED	EXEUTIVE ENGINEER RWS&S KEONJHAR	PWW	11	478	0.00	859.20	2247.12
613	JOED	M/S JSW STEEL LTD.	GP	11	200	0.00	3090.40	32885.68
614	JOED	M/S JSW STEEL LTD.	GP	11	222	0.00	3740.00	29933.2
615	JOED	EXECUTIVE ENGINEER , RWS&S DIVISION	PWW	11	271	0.00	0.00	1098.56
616	JOED	OMC LIMITED BARBIL	LARGE	33	555	0.00	244.80	44420.88
617	BNED	Sri Ramesh Chandra Dixit	AAA	11	167	0.00	0.00	9903.4
618	BNED	Sri Ajaya Kumar Dhal	AAA	11	334	0.00	0.00	19460.4
619	BNED	M/S Symbol Agro Foods, Prop-Sri Rajendra Ku Nayak	LARGE	33	562	0.00	0.00	13401.6
620	BNED	NITYANANDA MANDAL	LARGE	11	133	0.00	0.00	2650.4
621	BNED	SRI DEEPAK KUMAR PARIDA	AAA	11	133	0.00	0.00	7939.2
622	BNED	SRI PRAMOD KUMAR NAYAK	AAA	11	222	0.00	0.00	5571.68
623	BNED	SBD INTERNATIONAL SCHOOL	GP	11	167	0.00	0.00	484.04
624	BNED	M/S SURYO FOODS & INDUSTRIES LTD	AAA	33	556	0.00	0.00	4587.6
625	BED	THE SATELITE CENTER, AIIMS	SPP	11	406	0.00	0.00	44.7
626	CED	Smt. Padmabati Padhiary	AAA	11	220	0.00	0.00	9424.8
627	CED	M/S MAA CHANDI STONE PRODUCT	LARGE	11	125	0.00	0.00	569.8
628	BPED	TOLL PLAZA , JHARAPOKHARIA	GP	11	167	0.00	0.00	5489
629	BPED	OXYGEN REFULLING CENTER , BARIPADA	SPP	11	200	0.00	0.00	417.6
630	BPED	DAS COLD STORAGE,	AAI	11	165	0.00	0.00	3858.8
631	BPED	20 BEDDED ICU	SPP	11	200	0.00	0.00	977.6
632	BPED	M/S THE AGGREGATES	LARGE	11	611	0.00	0.00	35738.4
633	BPED	M/S THE AGGREGATES	LARGE	11	333	0.00	0.00	1125.8
634	RED	M/S B.K FLY ASH BRICKS PROP- SRI	LARGE	11	314	0.00	0.00	10854
635	RED	CHELLIGODHULI TOLL PLAZA	GP	11	122	0.00	0.00	4038.4
636	RED	EKALAVYA MODEL RESIDENTIAL SCHOOL,KADUANI	SPP	11	111	0.00	0.00	199.2
637	RED	MEGA LIFT PROJECT	IRRIGATION	33	2033.49	0.00	0.00	3.6
638	SED	M/S S.S. ENTERPRISES	LARGE	11	278	0.00	0.00	2675.462
639	SED	M/S HIGH LAND AGRO, C/O SUBASINI JENA	AAI	11	989	0.00	0.00	156632.84
640	SED	M/S TIRUMALA TIRUPATI RICE MILL P LTD	LARGE	11	556	0.00	0.00	2284.8
641	SED	MCH BUILDING ,CHC SORO	SPP	11	223	0.00	0.00	17.24
642	BSED	DISTRICT JUDGE	GP	11	290	0.00	0.00	322.8
643	JRED	EXECUTIVE ENGINEER,RWSS,CHANDIKHOLE	PWW	11	133	0.00	0.00	604.2

644	JRED	PRINCIPAL SUKINDA COLLEGE	SPP	11	134	0.00	0.00	928.3
645	JRED	M/S NEELANCHAL ISPAT NIGAM LTD	TEMP. SUPPLY GP	33	555	0.00	0.00	105403.8
646	JRED	M/s. MAITHAN ISPAT LTD	LARGE	220	4000	0.00	0.00	13380
647	AED	THE EXECUTIVE ENGINEER RWS&S DIVISION	PWW	11	207	0.00	0.00	1659.2
648	AED	M/S. KRUPASINDHU FOOD PRODUCTS & PROCESSING	LARGE	11	333	0.00	0.00	609.6
649	JTED	PROJECT MANAGER,LARSEN & TOUBRO LIMITED	TEMP. SUPPLY GP	11	222	0.00	0.00	13580.2
650	KUED	M/S UTKAL GRAVELS INDUSTRY (P) LTD, DIRECTOR- SRI	LARGE	11	234	0.00	0.00	3792.8
651	KUED	SRI HIMANSU SEKHAR KAR	GP	11	111	0.00	0.00	4907.6
652	KUED	M/S BRECHERS TECHNO INDIA PVT LTD	LARGE	33	623	0.00	0.00	1735.8
653	KUED	M/S BROTHERS CRUSHER	LARGE	11	137	0.00	0.00	118.4
654	KUED	M/S OM AVI CARBON RESOURCES PVT LTD	LARGE	11	202	0.00	0.00	276
655	KUED	MEGA LIFT PROJECT, TIKARAPADA, AT- ROURAPUR PH	IRRIGATION	33	1689	0.00	0.00	6
656	KUED	M/S KONARK BEVERAGES INDUSTRIES	LARGE	11	167	0.00	0.00	24
657	KED	N/S KENDUJHAR AGRO MINERAL& PROCESSING PVT LTD	LARGE	33	555	0.00	0.00	655.2
658	KED	THE GENERAL MANAGER, CTTC, BBSR	GP	11	180	0.00	0.00	1246.8
659	KED	M/S MONTECARLO LIMITED	GP	11	139	0.00	0.00	608.8
660	KED	M/S KASHVI AGRITECH P. LTD.	AAA	11	200	0.00	0.00	2214
661	JOED	THE SUPERINTENDENT SUB-DIVISIONAL HOSPITAL CHAM	SPP	11	141	0.00	0.00	2888.4
662	JOED	M/S JSW STEEL LTD	TEMP. SUPPLY GP	11	700	0.00	0.00	67896
663	JOED	M/S JSW STEEL LTD	GP	11	211	0.00	0.00	1613.6
664	JOED	M/S RUNGTA MINES LTD	LARGE	132	4445	0.00	0.00	28296
665	JOED	M/S D.R.PATNAIK	LARGE	11	700	0.00	0.00	16413
666	JOED	M/S CHEVROX CONSTRUCTION PVT.LTD	GP	11	167	0.00	0.00	174
667	JOED	M/S PTCL INFRASTRUCTURE LTD	LARGE	132	6500	0.00	0.00	2040
		TOTAL				109313539.47	74095846.53	68293648.99



Annexure - TA (4)

**POWER PURCHASE, SALE & DEMAND OF THE LICENSEE**

SL No	Actual for Previous Year	Current Year												Licensee Estimate for Current Year	Licensee Proposal for Ensuing Year
		Apr-21	May-21	Jun-21	Jul-21	Aug-21	Sep-21	Oct-21	Nov-21	Dec-21	Total (From 4/to12/)	Avg. from 4/ to 12/			
	4941.190	484.142	410.394	444.919	484.235	508.672	452.575	472.548	391.941	391.230	4040.656	448.962	5523.890	5980.108	
1															
	35.921	2.752	2.687	2.968	2.661	2.653	2.370	2.668	2.922	2.089	23.770	2.641	36.150	34.108	
	1538.361	119.185	139.198	140.419	147.845	153.712	166.344	152.794	131.297	88.411	1239.205	137.689	1717.841	1972.014	
	777.963	63.429	73.745	74.139	77.560	81.033	87.702	81.549	71.945	59.429	670.531	74.503	906.998	1041.198	
	640.273	42.292	49.560	50.121	53.022	54.866	59.500	55.541	47.089	23.518	435.509	48.390	613.166	703.891	
	82.800	10.469	12.395	12.630	13.548	13.950	14.962	12.867	10.365	4.469	105.655	11.739	154.508	177.369	
	37.325	2.995	3.498	3.529	3.715	3.863	4.180	2.837	1.898	0.995	27.510	3.057	43.169	49.556	
	1574.282	121.937	141.885	143.387	150.506	156.365	168.714	155.462	134.219	90.500	1262.975	140.331	1753.991	2006.122	
2	277.216	26.733	28.461	25.218	26.411	21.227	31.244	29.506	29.579	26.164	244.543	27.171	308.288	361.866	
	57.019	5.136	5.475	4.924	5.273	4.269	6.125	6.004	6.011	5.784	49.001	5.445	60.386	70.881	
	60.751	5.820	6.402	5.614	5.849	4.589	6.999	6.725	6.821	6.658	55.477	6.164	68.265	80.129	
	159.446	15.777	16.584	14.680	15.289	12.369	18.120	16.777	16.747	13.722	140.065	15.563	179.636	210.856	
	277.216	26.733	28.461	25.218	26.411	21.227	31.244	29.506	29.579	26.164	244.543	27.171	308.288	361.866	
3	98.746	8.764	8.735	8.868	8.430	9.068	9.680	9.813	10.106	10.352	83.816	9.313	113.959	133.231	
4	22.959	2.279	3.244	3.290	3.349	3.102	3.211	3.966	3.166	2.451	28.058	3.118	35.065	49.516	
5	0.545	0.058	0.046	0.088	0.051	0.068	0.055	0.050	0.048	0.045	0.509	0.057	0.837	1.200	
6	17.546	1.607	1.464	1.592	1.552	1.677	1.338	1.944	1.421	1.314	13.909	1.545	20.698	28.303	
7	22.421	2.263	2.180	1.666	1.533	1.667	1.737	1.521	2.461	1.611	16.639	1.849	23.806	25.508	
8	35.787	3.333	2.998	2.538	2.801	3.368	3.165	3.152	2.989	3.318	27.662	3.074	37.489	40.360	
9	20.873	2.023	1.974	1.599	1.683	1.871	2.205	2.094	2.878	2.881	19.208	2.134	28.349	39.031	
10	37.409	3.514	4.164	3.967	4.380	4.191	4.786	4.108	4.313	4.601	38.024	4.225	42.503	49.771	
11															
12															
13															
	2107.784	172.511	195.151	192.213	200.696	202.604	226.135	211.616	191.180	143.237	1735.343	192.816	2364.985	2734.908	







**Consumer Commercial Information**  
**PERIOD- ACTUALS FOR 1ST NINE MONTHS OF THE CURRENT YEAR 2021-22 (Apr-Dec)**

Sl No	Unit----->	Balasure Circle	Bhadrak Circle	Baripada Circle	Jajpur Circle	Keonjhar Circle	TOTAL SALE IN MU	TOTAL REVENUE BILLED (RS. IN CR.)	AVERAGE TARIFF (P/KWH)
	<b>LT CATEGORY</b>								
1	DOMESTIC								
	Kutirjyoti<=30KWH	3.577	1.172	12.639	1.233	5.149	23.770	6.4713	272
	Others	325.822	205.481	291.006	229.477	187.419	1239.205	524.3807	423
	0<=50KWH								
	>50<=200								
	>200<=400								
	More than 400 KWH (SLAB)								
	<b>BULK SUPPLY</b>								
2	General Purpose <100 KVA	69.430	34.241	49.956	45.487	45.429	244.543	180.4776	738
	0-100 KWH								
	>100<=300								
	More than 300 KWH(SLAB)								
3	Irrigation Pumping & Agriculture	37.055	6.122	17.562	14.967	8.110	83.816	15.0197	179
4	Allied agricultural activities	24.188	1.944	1.331	0.110	0.485	28.058	5.0332	179
5	Allied Agro-Industrial Activities	0.084	0.110	0.294	0.000	0.021	0.509	0.2647	520
6	Public Lighting	3.252	1.899	2.238	2.204	4.316	13.909	8.6434	621
7	LT Industrial (S) Supply < 22KVA	5.479	2.575	3.876	2.657	2.052	16.639	11.8255	711
8	LT Industrial (M) Supply >= 22KVA	11.104	5.374	4.521	4.199	2.464	27.662	21.299	770
9	Specified Public Purpose	4.226	1.540	6.894	2.369	4.179	19.208	14.4571	753
10	Public Water Works <100 KW	10.984	3.357	11.507	4.952	7.224	38.024	30.2028	794
11	Public Water Works >=100 KW								
12	General Purpose >=110KVA								
13	Large Industry								
	<b>Sub Total-----&gt;</b>	<b>495.201</b>	<b>263.815</b>	<b>401.824</b>	<b>307.655</b>	<b>266.848</b>	<b>1735.343</b>	<b>818.075</b>	<b>471</b>
	<b>HT Category</b>								
13	Bulk Supply - Domestic	1.843	0.000	0.000	5.251	4.895	11.989	6.1709	515
14	Irrigation Pumping & Agriculture	0.000	0.000	0.000	0.325	0.000	0.325	0.2029	624
15	Allied agricultural activities	8.182	2.544	2.960	0.000	0.048	13.734	2.7537	201
16	Allied Agro-Industrial Activities	20.052	0.033	0.108	0.000	0.413	20.606	10.0643	488
17	Specified Public Purpose	2.755	0.678	2.054	0.384	1.019	6.890	5.9402	862
18	General Purpose 70> KVA<110KVA								
19	General Purpose >=110KVA	12.358	3.055	4.357	13.524	8.785	42.079	30.7011	730
20	HT Industrial (M) Supply								
21	Public Water Works	0.208	0.066	0.476	0.621	3.997	5.368	4.2657	795
22	Large Industry	69.218	11.440	13.415	39.421	97.514	231.008	162.096	702
23	Power Intensive Industry	0.000	0.000	0.000	25.745	0.000	25.745	16.3442	635
24	Mini Steel Plant								
25	Railway Traction								
26	Emerg. Supply to CGP	0.000	0.000	0.000	0.000	0.807	0.807	0.6372	790
27	Colony Consumption								
	<b>Sub Total-----&gt;</b>	<b>114.616</b>	<b>17.816</b>	<b>23.370</b>	<b>85.271</b>	<b>117.478</b>	<b>358.551</b>	<b>239.1762</b>	<b>667</b>
	<b>EHT Category</b>								
28	General Purpose	0.000	33.418	0.000	0.000	0.000	33.418	22.5458	675
29	Large Industry	10.955	0.000	0.000	590.409	187.598	788.962	516.3009	654
30	Railway Traction	84.184	45.290	0.000	83.148	102.459	315.081	215.9304	685
31	Heavy Industry	0.000	0.000	0.000	0.000	25.047	25.047	17.7535	709
32	Power Intensive Industry	0.000	14.208	0.000	17.718	11.491	43.417	31.7898	732
33	Mini Steel Plant								
34	Emerg. Supply to CPP	0.000	0.268	0.000	0.000	0.019	0.287	0.249	868
35	Colony Consumption								
	<b>Sub Total-----&gt;</b>	<b>95.139</b>	<b>93.184</b>	<b>0.000</b>	<b>691.275</b>	<b>326.614</b>	<b>1206.212</b>	<b>804.5694</b>	<b>667</b>
	<b>GRAND TOTAL</b>	<b>704.956</b>	<b>374.815</b>	<b>425.194</b>	<b>1084.201</b>	<b>710.940</b>	<b>3300.106</b>	<b>1861.8206</b>	<b>564</b>
36	POWER PURCHASED FROM GRIDCO						4040.656		
37	LOST UNITS (MU)						740.550		
38	% DISTRIBUTION LOSS						18.33%		
39	COLLECTION EFFICIENCY (%)						84.14%		
40	AT & C LOSS (%)						31.28%		

**TPNODL**  
**HT (100 KVA and above) (New Consumer for 2022-23)**

Name of Consumer	CD in KVA asked for	Category	Likely date of availing the supply	L.F. Of drawal	MU Likely to be drawn
IOCL	3000	GENERAL PURPOSE >= 110 KVA	Jul-22	2.5	49320
NHAI, Rourkela	124.2	GENERAL PURPOSE >= 110 KVA	Jul-22	5	4083
Executive Officer,Jajpur	278	GENERAL PURPOSE >= 110 KVA	Jul-22	5	9140
M/s Purnamasi Infratech Pvt. Ltd.	250	GENERAL PURPOSE >= 110 KVA	Jul-22	5	8220
M/s Sarat Chandra Nayak	190	GENERAL PURPOSE >= 110 KVA	Jul-22	5	6248
Kishore Kumar Mohanta	153	GENERAL PURPOSE >= 110 KVA	Jul-22	5	5030
Sri Purna Chandra Biswal	150	GENERAL PURPOSE >= 110 KVA	Jul-22	5	4932
Principal,Govt. ITI,Baruan,Jajpur	202	GENERAL PURPOSE >= 110 KVA	Jul-22	5	6639
CGM IDCO	1620	GENERAL PURPOSE >= 110 KVA	Jul-22	5	53263
MSME Park	110	GENERAL PURPOSE >= 110 KVA	Jul-22	5	3616
NINL	555	GENERAL PURPOSE >= 110 KVA	Jul-22	5	18251
Mega lift Irrigation Project BBSR	810	IRRIGATION PUMPING AND AGRICULTURE	Jul-22	2.5	133164
Mega lift Project, Bagharasahi	2622	IRRIGATION PUMPING AND AGRICULTURE	Jul-22	2.5	431056
Mega Lift Project at Tikarpada	1520	IRRIGATION PUMPING AND AGRICULTURE	Jul-22	2.5	249888
Mega lift Irrigation Project BBSR, Joda	7000	IRRIGATION PUMPING AND AGRICULTURE	Jul-22	2.5	1150800
M/S Sunshine Food Processing unit	561	LARGE INDUSTRY	Jul-22	2.5	9220
Mahagouri Alluminium Pvt Ltd	500	LARGE INDUSTRY	Jul-22	2.5	8220
M/S Surya Foods and Industry	500	LARGE INDUSTRY	Jul-22	2.5	8220
Chandrika Agri Foods Pvt Ltd	270	LARGE INDUSTRY	Jul-22	2.5	4438
Maa Tarini Steels	500	LARGE INDUSTRY	Jul-22	2.5	8220
KAPTIPADA AGRO PRODUCTS	225	LARGE INDUSTRY	Jul-22	2.5	3702
Parul udyog	189	LARGE INDUSTRY	Jul-22	2.5	3110
ST Minerals	555	LARGE INDUSTRY	Jul-22	2.5	9122
Baitarani Power Project Pvt Ltd	350	LARGE INDUSTRY	Jul-22	2.5	5754
M/s Krupasinthu food Product	299.7	LARGE INDUSTRY	Jul-22	2.5	4923
M/S JSW steel Ltd	691	LARGE INDUSTRY	Jul-22	2.5	11359
M/S JSW steel Ltd	3000	LARGE INDUSTRY	Jul-22	2.5	49320
M/S JSW steel Ltd, Nuagoan (Bhadrasahi to Rugudi )	9000	LARGE INDUSTRY	Jul-22	2.5	147960
M/S Chevrox Construction Pvt Ltd	133.2	LARGE INDUSTRY	Jul-22	2.5	2192
M/S Shantidevi Stone Crusher	209.7	LARGE INDUSTRY	Jul-22	2.5	3446
M/S Tarini Minerals	108	LARGE INDUSTRY	Jul-22	2.5	1775
M/S BARBRIK PROJECT	122	LARGE INDUSTRY	Jul-22	2.5	2007
Montecarlo Pvt Ltd	125	LARGE INDUSTRY	Jul-22	2.5	2058
M/S Jamuna Reality	595	LARGE INDUSTRY	Jul-22	2.5	9784
M/s S.T. Minerals Pvt. Ltd	562	LARGE INDUSTRY	Jul-22	2.5	9238
M/s Sri Sai Construction	555	LARGE INDUSTRY	Jul-22	2.5	9122
M/s Sri Sai Metal Industries,	555	LARGE INDUSTRY	Jul-22	2.5	9122
M/S MANIBABA STONE CRUSHER	555	LARGE INDUSTRY	Jul-22	2.5	9122
M/S OMM SAI STONE CRUSHER	555	LARGE INDUSTRY	Jul-22	2.5	9122
M/S PURUSOTTAM STONE CRUSHER	555	LARGE INDUSTRY	Jul-22	2.5	9122
M/S JANANI STONE CRUSHER	555	LARGE INDUSTRY	Jul-22	2.5	9122
M/S S. N Infrastructure	555	LARGE INDUSTRY	Jul-22	2.5	9122
M/S STAR STONE CRUSHER	555	LARGE INDUSTRY	Jul-22	2.5	9122
M/S MAA LAXMI STONE CRUSHER	555	LARGE INDUSTRY	Jul-22	2.5	9122
M/S Narayani Stone Crusher	555	LARGE INDUSTRY	Jul-22	2.5	9122
M/s Mahabali Modern Rice Mill	555	LARGE INDUSTRY	Jul-22	2.5	9122
M/s. Bait Logitech	360	LARGE INDUSTRY	Jul-22	2.5	5921
M/s Industrial Energy Limited	346	LARGE INDUSTRY	Jul-22	2.5	5691
M/s Nezone Tubes Utkal Ltd.	300	LARGE INDUSTRY	Jul-22	2.5	4932
M/S Additiya Traders	234	LARGE INDUSTRY	Jul-22	2.5	3845
M/s Mahaveer Stone Product	205	LARGE INDUSTRY	Jul-22	2.5	3368
M/S URBASHI EXPORTS	203	LARGE INDUSTRY	Jul-22	2.5	3339
PRATAP CHANDRA SAHOO	182	LARGE INDUSTRY	Jul-22	2.5	2996
M/S Jay Maa Santoshi	200	LARGE INDUSTRY	Jul-22	2.5	3288
M/s Mahaveer Stone Crusher C/O Kalash Chandra Rout	190	LARGE INDUSTRY	Jul-22	2.5	3121

Omm Abhi Carbon Resources Pvt Ltd.	162	LARGE INDUSTRY	Jul-22	2.5	2662
M/S Saizar Enterprises	240	LARGE INDUSTRY	Jul-22	2.5	3943
M/s Harekrishna Industries	300	LARGE INDUSTRY	Jul-22	2.5	4932
M/S Krupalu Refinery	300	LARGE INDUSTRY	Jul-22	2.5	4932
Executive Engineer RWSS Bhadrak	1440	PUBLIC WATER WORKS & SEWERAGE PUMPING	Jul-22	2.5	23671
RWSS Rairangpur Pokhoria	570	PUBLIC WATER WORKS & SEWERAGE PUMPING	Jul-22	2.5	9370
RWSS Sanjonposi	730	PUBLIC WATER WORKS & SEWERAGE PUMPING	Jul-22	2.5	12002
EE, RWSS Division , Padampur	583	PUBLIC WATER WORKS & SEWERAGE PUMPING	Jul-22	2.5	9581
EE, RWSS Division , Ghoshipur	736	PUBLIC WATER WORKS & SEWERAGE PUMPING	Jul-22	2.5	12100
EE, RWSS Division , Anandapur	127	PUBLIC WATER WORKS & SEWERAGE PUMPING	Jul-22	2.5	2087
EE, RWSS Division , Anandapur	195	PUBLIC WATER WORKS & SEWERAGE PUMPING	Jul-22	2.5	3208
The EE RWS&S Keonjhar	406	PUBLIC WATER WORKS & SEWERAGE PUMPING	Jul-22	2.5	6674
The EE RWS&S Keonjhar	279	PUBLIC WATER WORKS & SEWERAGE PUMPING	Jul-22	2.5	4587
The EE RWS&S Anandapur	745	PUBLIC WATER WORKS & SEWERAGE PUMPING	Jul-22	2.5	12250
The EE, RWS&s Keonjhar	1624	PUBLIC WATER WORKS & SEWERAGE PUMPING	Jul-22	2.5	26700
The EE, RWS&s Keonjhar	520	PUBLIC WATER WORKS & SEWERAGE PUMPING	Jul-22	2.5	8548
Mega RWSS Project, Chandikhol	974	PUBLIC WATER WORKS & SEWERAGE PUMPING	Jul-22	2.5	16014
EE, RWSS Division Jajpur	501	PUBLIC WATER WORKS & SEWERAGE PUMPING	Jul-22	2.5	8238
District Head Qaurter Hospital	6000	SPECIFIED PUBLIC PURPOSE	Jul-22	2.5	98640
District Head Qaurter Hospital(MCH)	559.8	SPECIFIED PUBLIC PURPOSE	Jul-22	2.5	9202
Government Medical College , Kjr	3150	SPECIFIED PUBLIC PURPOSE	Jul-22	2.5	51786
Medical college and and Teaching Hospital,Jajpur	4977	SPECIFIED PUBLIC PURPOSE	Jul-22	2.5	81821
District Sports officer	465	SPECIFIED PUBLIC PURPOSE	Jul-22	2.5	7645
Mother Child Hosipital , Jajpur	356	SPECIFIED PUBLIC PURPOSE	Jul-22	2.5	5852

#### HT (100 KVA and above) Existing Consumer

Name of Consumer	Existing CD	Enhanced CD asked for	Likely date of availing Enhanced load	L.F. Of drawal	MU Likely to be drawn
NIL					

#### EHT(New Consumer for 2021-22)

Name of Consumer	CD in KVA asked for	Category	Likely date of availing the supply	L.F. Of drawal	MU Likely to be drawn
M/S Orissa Sponge Iron steel Ltd	15000	Large	Oct-22	7.5	3677400
Narbheram Power and Steel	20000		Jan-23	5	1944000
M/S Orissa Sponge Iron steel Ltd	9500		Jul-22	10	4206600
M/s GV Mines Minerals & metals Pvt. LTD.	18000		Jan-23	5	1749600
Essar. Minmat Ltd.	40000	Large	Oct-22	5	5875200
Maithan Ispat(220 KV Line)	4000	Large	Jul-22	10	1771200
M/S Jabamayee Ferro Alloys Ltd	5000	Large	Apr-22	15	3688200

#### EHT Existing Consumer

Name of Consumer	Existing CD	Enhanced CD asked for	Likely date of availing Enhanced load	L.F. Of drawal	MU Likely to be drawn
NIL					





DETAILS OF EMPLOYEE COST (FY 2020-21)												Annexure - F1 (1)		
PARTICULARS / MONTH	Apr-20	May-20	Jun-20	Jul-20	Aug-20	Sep-20	Oct-20	Nov-20	Dec-20	Jan-21	Feb-21	Mar-21	TOTAL	
<b>REGULAR EMPLOYEE COST</b>														
Basic Pay	8,80,30,425	87869795	8,68,40,967	8,63,25,102	8,62,22,928	8,57,77,808	8,52,49,727	8,54,91,657	8,48,58,261	8,48,11,618	8,47,49,551	8,48,23,057	1,03,10,50,896	
Grade Pay	1,51,67,653	1,50,58,457	1,48,67,574	1,47,78,810	1,47,73,020	1,47,23,177	1,46,47,645	1,46,48,177	1,45,56,114	1,45,52,626	1,45,38,217	1,45,48,284	17,68,59,754	
DA	2,66,76,406												2,66,76,406	
Att DA	1,25,89,770	12529339	12393888	12293941	12260686	12228835.5	12160739	12152949	1,20,70,304	1,20,75,862	1,20,32,768	1,20,34,934	14,68,24,016	
HRA	3497902.7	3478471	3434591	3405650	3394821	3383064.4	3364021	3360843	33,38,090	33,35,771	33,23,295	33,25,171	4,06,41,691	
CONVANCE	18,78,625	18,76,291	18,53,225	18,37,939	1823707	1819936	1780345	16,44,120	17,69,554	17,65,941	16,22,052	17,52,100	2,14,23,835	
MISC	3,19,494	3,37,666	3,29,305	4,63,826	3,34,089	3,90,556	3,57,560	4,11,282	3,88,310	4,19,426	4,25,799	4,09,413	45,86,726	
CONSOLIDATED PAY	8,16,794	5,92,794	5,47,010	5,38,935	5,81,402	7,78,661	8,91,435	7,39,539	6,33,209	7,03,923	7,79,140	6,43,965	82,46,807	
El, Arr incre, Prom , Xtra wages, TA, TTA	42,75,308.0	62,89,552.0	33,02,950.0	47,93,079.0	22,16,056.0	49,86,147.0	15,91,228.0	32,97,515	17,13,009	36,20,132	41,52,184	32,06,138	4,34,43,298	
7th Pay Arr (10%)							5,87,45,763.0						5,87,45,763	
SUB TOTAL(A)	15,32,52,378	12,80,32,365	12,35,69,510	12,44,37,282	12,16,06,709	12,40,88,185	17,87,88,463	12,17,46,082	11,93,26,851	12,12,85,299	12,16,23,006	12,07,43,062	1,55,84,99,192	
<b>CONTRACTUAL OBLIGATIONS</b>														
HT & LT lines & S/S Maintenance	38,95,150	38,93,097	37,54,785	35,18,381	33,05,063	27,13,851	26,46,316	38,09,950	29,34,985	35,27,029	25,51,889	37,12,777	4,02,63,273	
Watch & Ward wages	92,71,540	92,78,671	92,78,671	92,78,671	9298287	92,86,658	91,26,538	91,51,529	94,07,755	95,52,247	95,52,247	95,85,588	11,20,68,402	
O & M 35/11 KV SS wages	1,52,38,607	1,52,38,607	1,52,38,607	1,56,28,709	15238607	1,55,28,731	1,61,86,873	1,70,51,754	1,73,08,315	1,69,80,069	1,69,80,069	1,71,86,932	19,38,05,880	
Wages to NEBULUS, ORIENTAL /WAFTAGE /SIS	11,08,650	11,95,691	27,73,682	17,72,776	23,76,348	15,67,361	5,13,942	24,93,621	18,77,341.00	17,33,496.0	14,68,449.0	24,45,909.00	2,13,27,266	
SUB TOTAL(B)	2,95,13,947	2,96,06,066	3,10,45,745	3,01,98,537	3,02,18,305	2,90,96,601	2,84,73,669	3,25,06,854	3,15,28,396	3,17,92,841	3,05,52,654	3,29,31,206	36,74,64,821	
GRAND TOTAL=(A+B)	18,27,66,325	15,76,38,431	15,46,15,255	15,46,35,819	15,18,25,014	15,31,84,786	20,72,62,132	15,42,52,936	15,08,55,247	15,30,78,140	15,21,75,660	15,36,74,268	1,92,59,64,013	



TPNODL

DETAILS OF EMPLOYEE COST (FY 2021-22)									Rs. In Crores
Annexure - F1 (2)									
PARTICULARS / MONTH	Apr-21	May-21	Jun-21	Jul-21	Aug-21	Sep-21	Oct-21	Nov-21	Total
<b>REGULAR EMPLOYEE COST</b>									
Basic Pay									
Grade Pay	8.72	8.84	9.05	8.98	9.05	9.21	9.23	9.35	72.41
DA	1.45	1.44	1.43	1.43	1.43	1.42	2.34	2.35	13.28
Allowances - CTC	0.17	0.22	0.29	0.37	0.44	0.53	0.57	0.63	3.23
Welfare Expenses-CTC	0.03	0.03	0.04	0.06	0.07	0.08	0.09	0.10	0.50
Arr DA	0.00	0.00	0.00	0.00	0.00	0.00	0.00	0.00	0.00
HRA	1.22	1.21	1.21	1.22	1.23	1.23	1.25	1.26	9.83
MA	0.33	0.33	0.33	0.33	0.33	0.32	0.33	0.33	2.62
CONVYANCE	0.17	0.17	0.17	0.17	0.17	0.17	0.17	0.17	1.35
MISC	0.29	0.38	0.48	0.59	0.68	0.82	0.88	0.95	5.07
Er Contbn RPFC PF/EDLI	0.63	0.64	0.67	0.66	0.67	0.67	0.72	0.73	5.38
Er Contbn RPFC Admin	0.03	0.03	0.03	0.03	0.03	0.03	0.03	0.04	0.23
CONSOLIDATED PAY	0.08	0.07	0.07	0.07	0.06	0.04	0.04	0.04	0.46
Stipend to JTT	0.00	0.00	0.00	0.00	0.00	0.00	0.02	0.02	0.04
EL, Arr incre, Prom , Xtra wageS. TA, TTA	0.06	0.03	0.09	0.16	0.05	0.18	0.00	0.00	0.57
7th Pay Arr (50%)Retd	0.00	0.00	0.00	0.00	0.00	0.00	0.00	0.00	0.00
<b>SUB TOTAL(A)</b>	<b>13.18</b>	<b>13.38</b>	<b>13.85</b>	<b>14.05</b>	<b>14.19</b>	<b>14.71</b>	<b>15.66</b>	<b>15.95</b>	<b>114.97</b>
<b>CONTRACTUAL OBLIGATIONS</b>									
HT & LT lines & S/S Maintenance	0.00	0.29	0.72	0.00	0.32	0.00	0.00	0.00	1.33
Watch & Ward wages	0.96	0.96	0.98	0.98	0.97	0.44	0.41	0.29	5.99
O & M 33/11 KV SS wages	1.73	1.73	1.82	1.80	1.82	1.82	2.72	3.35	16.78
<b>SUB TOTAL(B)</b>	<b>2.69</b>	<b>2.98</b>	<b>3.51</b>	<b>2.78</b>	<b>3.11</b>	<b>2.26</b>	<b>3.13</b>	<b>3.64</b>	<b>24.10</b>
<b>GRAND TOTAL=(A+B)</b>	<b>15.87</b>	<b>16.36</b>	<b>17.36</b>	<b>16.84</b>	<b>17.30</b>	<b>16.97</b>	<b>18.79</b>	<b>19.59</b>	<b>139.07</b>



**STATEMENT OF REPAIR & MAINTENANCE (FY 2020-2 Rs. In Crore**

<b>PARTICULARS</b>	<b>Total</b>
Buildings	0.62
Plant & Machinery	6.62
Lines, Cables and Network Assets	12.29
Furniture, Fixtures & Office Equipment, Vehicles	0.15
<b>Total R&amp;M</b>	<b>19.68</b>

**STATEMENT OF REPAIR & MAINTENANCE (FY 2021-22) - UPTO DEC'21**

<b>PARTICULARS</b>	<b>Rs. In Crore</b>							
	<b>Upto June-21</b>	<b>For Jul-21</b>	<b>For Aug-21</b>	<b>For Sept-21</b>	<b>For Oct-21</b>	<b>For Nov-21</b>	<b>For Dec-21</b>	<b>Total</b>
(i) Building	0.01	0.06	0.31	0.21	0.57	0.64	-1.73	0.06
(ii) Plant and equipment	7.86	1.07	2.17	1.86	0.99	1.67	1.95	17.56
(iii) Lines, Cables, Network	7.39	0.23	0.52	14.29	20.23	14.82	16.10	73.57
(iv) Vehicles	-	-	-	-	0.00	0.00	0.01	0.01
(v) Furniture & Fixtures	-	-	-	-	-	-	-	-
(vi) Office Equipment	0.00	-	-	0.02	-	0.01	-0.03	-
<b>Total R&amp;M</b>	<b>15.27</b>	<b>1.36</b>	<b>2.99</b>	<b>16.37</b>	<b>21.80</b>	<b>17.13</b>	<b>16.29</b>	<b>91.20</b>





## STATEMENT OF EXPENSES AND CAPITALISATION ( FY 2021-22)- UPTO DEC'21

Amount in Rs.

Asset Block	Scheme	Scope	Expenses- Actual	Expenses- Committed	Expenses- Assigned	Capitalisation
Plant & Machinery	Own Funded	Statutory & Safety ( Safety & Testing equipments)	68,03,115.77	6,24,81,049.10	6,92,84,164.87	-
Lines, Cables Networks, etc	Own Funded	Loss Reduction	1,06,06,737.61	2,86,68,265.44	3,92,75,003.05	-
Lines, Cables Networks, etc	Own Funded	Reliability	32,79,934.13	15,39,90,047.83	15,72,69,981.96	-
Lines, Cables Networks, etc	Own Funded	Load Growth	-	2,20,79,055.43	2,20,79,055.43	-
Office Equipment-Computer	Own Funded	Technology & Civil Infrastructure -( Information Technology)	22,40,40,788.11	7,94,40,776.18	30,34,81,564.29	22,40,71,622.39
Buildings	Own Funded	Technology & Civil Infrastructure -( CIVIL)	2,61,18,990.88	13,16,82,565.78	15,78,01,556.66	1,99,13,423.58
Office Equipment-Other than Computer	Own Funded	Technology & Civil Infrastructure -( ADMIN)	39,46,698.08	1,98,37,757.97	2,37,84,456.05	34,50,929.08
Vehicle	Own Funded	Technology & Civil Infrastructure -( ADMIN)	31,96,811.00	-	31,96,811.00	31,96,811.00
	<b>A Own Funded</b>		<b>27,79,93,075.58</b>	<b>49,81,79,517.73</b>	<b>77,61,72,593.31</b>	<b>25,06,32,786.05</b>
Lines, Cables Networks, etc	Govt. Funded	CAPEX	43,74,177.25	36,81,211.12	80,55,388.37	-
Lines, Cables Networks, etc	Govt. Funded	DEPOSIT	2,45,91,616.48	-	2,45,91,616.48	-
Lines, Cables Networks, etc	Govt. Funded	Deposit- Inland Waterways	45,36,000.00	22,47,171.81	67,83,171.81	-
Lines, Cables Networks, etc	Govt. Funded	DESI	78,99,293.91	-	78,99,293.91	-
Lines, Cables Networks, etc	Govt. Funded	FANI	2,39,80,603.42	3,03,70,245.95	5,43,50,849.37	-
Lines, Cables Networks, etc	Govt. Funded	NEW DESI	80,22,730.02	-	80,22,730.02	-
Lines, Cables Networks, etc	Govt. Funded	RGGVY	20,85,753.61	-	20,85,753.61	-
Lines, Cables Networks, etc	Govt. Funded	SCHOOL & ANGANWADI	21,13,008.55	3,43,833.91	24,56,842.46	-
Lines, Cables Networks, etc	Govt. Funded	AMPHAN	1,92,09,791.38	15,01,32,258.49	16,93,42,049.87	-
Lines, Cables Networks, etc	Govt. Funded	ODSSP	1,70,875.67	-	1,70,875.67	-
Lines, Cables Networks, etc	Govt. Funded	MP & MLA LAD	32,007.54	-	32,007.54	-
Lines, Cables Networks, etc	Govt. Funded	YAAS	2,91,78,457.62	32,61,41,902.78	35,53,20,360.40	-
Lines, Cables Networks, etc	Govt. Funded	Flood	-	4,36,78,504.00	4,36,78,504.00	-
Lines, Cables Networks, etc	Govt. Funded	Elephant Corridor	6,39,79,782.67	64,70,84,777.46	71,10,64,560.13	2,98,85,992.00
Lines, Cables Networks, etc	Govt. Funded	BGIY	50,87,755.27	-	50,87,755.27	-
Lines, Cables Networks, etc	Govt. Funded	SYS IMP	10,66,070.46	-	10,66,070.46	-
Lines, Cables Networks, etc	Govt. Funded	PMU	40,26,438.91	-	40,26,438.91	-
Lines, Cables Networks, etc	Govt. Funded	SAUBHAGYA	2,91,96,468.01	-	2,91,96,468.01	-
Plant & Machinery	Govt. Funded	T&P	9,70,11,881.81	1,76,62,535.00	11,46,74,416.81	-
Lines, Cables Networks, etc	Govt. Funded	Go-Swift (Govt.)	10,94,777.31	50,454.47	11,45,231.78	-
	<b>B Govt. Funded</b>		<b>32,76,57,485.89</b>	<b>1,22,13,92,894.98</b>	<b>1,54,90,50,384.63</b>	<b>2,98,85,992.00</b>
Lines, Cables Networks, etc	Consumer Funded	AiIMS Satellite Centre Balasore	-	-	-	-
Lines, Cables Networks, etc	Consumer Funded	NHAI	8,26,791.94	94,09,666.81	1,02,36,458.75	-
Lines, Cables Networks, etc	Consumer Funded	Rathadanda-Baripada	15,60,958.22	18,73,473.12	34,34,431.34	-
Lines, Cables Networks, etc	Consumer Funded	GO Swift Party : Ajajy Raj	4,06,664.00	-	4,06,664.00	-
Lines, Cables Networks, etc	Consumer Funded	GO Swift Party : Anuradha Debatta	2,68,091.00	-	2,68,091.00	-
Lines, Cables Networks, etc	Consumer Funded	GO Swift Party : Rebati Behera	2,50,682.00	-	2,50,682.00	-
Lines, Cables Networks, etc	Consumer Funded	GO Swift Party : Jagannath Sahu	3,32,656.00	-	3,32,656.00	-
Lines, Cables Networks, etc	Consumer Funded	GO Swift Party : BPED	7,67,208.00	6,78,280.93	14,45,488.93	-
Lines, Cables Networks, etc	Consumer Funded	GO Swift Party : UED	3,31,594.00	-	3,31,594.00	-
Lines, Cables Networks, etc	Consumer Funded	GO Swift Party : RED	-	-	-	-
	<b>C Consumer Funded</b>		<b>47,44,645.16</b>	<b>1,19,61,420.86</b>	<b>1,67,06,066.02</b>	<b>-</b>
Lines, Cables Networks, etc	Consumer Funded-6 % Supervision	Consumer Spended	55,89,86,767.34	-	55,89,86,767.34	55,89,86,767.34
	<b>D Consumer Spended- 6 % Supervision</b>		<b>55,89,86,767.34</b>	<b>-</b>	<b>55,89,86,767.34</b>	<b>55,89,86,767.34</b>
	<b>E (A+B+C+D) TOTAL</b>		<b>1,16,93,81,977.97</b>	<b>1,73,15,33,833.58</b>	<b>2,90,09,15,811.55</b>	<b>83,95,05,545.39</b>



**NESCO EMPLOYEES' REHABILITATION ASSISTANCE FUND TRUST  
JANUGANJ, BALASORE-756019, ODISHA**

**Schedules of Investment in Bond & Securities of Trust as on 31-03-2021**

Sl.No	Particulars Of Bond /Securities	Category	Face Value	COST	Date of Purchase/Transfer	Date of Allotment	Rate of Interest	Yearly Interest Amount	Interest Receivable	Interest Receivable Date	Date of Closing
1	9.20% GOI 2030	CG	5000000	5467500	13-01-2016	14-01-2016	9.20%	460000	Half Yearly	30th Sept. & 30th March	30-09-2030
2	9.45% PFC 2026	PSU/FI	10000000	10288000	27-09-2018	27-09-2018	9.45%	945000	Yearly	1st September	01-09-2026
3	8.64% UNION BANK OF INDIA PERPETUAL BONDS (SERIES XXVIII)	PSU/FI	10000000	10000000	04-02-2021	04-02-2021	8.64%	864000	Yearly	11th January	Perpetual
	<b>TOTAL</b>		<b>25000000</b>	<b>25755500</b>							

**NESCO EMPLOYEES' GRATUITY FUND TRUST  
JANUGANJ, BALASORE-756019, ODISHA**

**Schedules of Investment in Bond & Securities of Trust as on 31-03-2021**

Sl.No	Particulars Of Bond /Securities	Category	Face Value	Cost	Date of Purchase	Date of Allotment	Rate of Interest	Yearly Interest Amount	Interest Receivable	Interest Receivable Date	Date of Closing
1	7.95% GOI Stock, 2032	CG	17500000	17626000	09-10-2002	09-10-2002	7.95%	1391250	Half Yearly	28th Aug & 28th Feb	28-08-2032
2	6.30% GOI 2023	CG	20000000	19940000	08-05-2003	08-05-2003	6.30%	1260000	Half Yearly	09th April & 9th Oct	09-04-2023
3	8.15 % GOI FCI Spl. Bond 2022	CG	10000000	10099000	10-11-2006	13-11-2006	8.15%	815000	Half Yearly	16th Apr & 16th Oct	16-10-2022
4	9.29% MP SDL 2023	SDL	30000000	31563000	01-02-2016	02-02-2016	9.29%	2787000	Half Yearly	9th April & 9th October	09-10-2023
5	8.50% ANDHRA PRADESH SPL SDL 28/03/2029	SDL	30000000	32532000	20-09-2017	21-09-2017	8.50%	2550000	Half Yearly	28th Sept. & 28th March	28-03-2029
6	8.25% UNITED INDIA INSURANCE COMPANY LIMITED.	PSU/FI	60000000	60000000	02-02-2018	02-02-2018	8.25%	4950000	Yearly	1st February	01-02-2028
7	9.45% PFC 2026	PSU/FI	40000000	41152000	27-09-2018	27-09-2018	9.45%	3780000	Yearly	1st September	01-09-2026
8	8.64% UNION BANK OF INDIA PERPETUAL BONDS (SERIES XXVIII)	PSU/FI	60000000	60000000	04-02-2021	04-02-2021	8.64%	5184000	Yearly	11th January	Perpetual
	<b>TOTAL</b>		<b>267500000</b>	<b>272912000</b>							



**NESCO EMPLOYEES' PENSION FUND TRUST  
JANUGANJ, BALASORE-756019, ODISHA**

**Schedules of Investment in Bond & Securities of Trust as on 31-03-2021**

Sl.No	Particulars Of Bond /Securities	Category	Face Value	Cost	Date of Purchase	Date of Allotment	Rate of Interest	Yearly Interest Amount	Interest Receivable	Interest Receivable Date	Date of Closing
1	07.95 % GOI Stock-2032	CG	32500000	32734000	09-10-2002	09-10-2002	7.95%	2583750	Half Yearly	28th Aug & 28th Feb	28-08-1932
2	06.30 % GOI Stock-2023	CG	10000000	9970000	08-05-2003	08-05-2003	6.30%	630000	Half Yearly	09th April & 9th Oct	09-04-2023
3	08.15 % GOI FCI SPL BOND-2022	CG	40000000	40396000	10-11-2006	13-11-2006	8.15%	3260000	Half Yearly	16th Apr & 16th Oct	16-10-2022
4	8.20% GOI OIL MKT BONDS 15/09/2024	CG	30000000	29394000	27-01-2011	28-01-2011	8.20%	2460000	Half Yearly	15th March & 15th September	15-09-2024
5	8.28% GOI LOAN 2027	CG	20000000	19478000	04-01-2012	05-01-2012	8.28%	1656000	Half Yearly	21st Sept. & 21st March	21-09-2027
6	9.97% APPFCL BOND	SG	50000000	50000000	30-01-2012	30-01-2012	9.97%	4985000	Half Yearly	1st April & 1st October	30-01-2024
7	8.15% GOI 11/06/2022	CG	30000000	28140000	30-12-2013	31-12-2013	8.15%	2445000	Half Yearly	11th Dec. & 11th June	11-06-2022
8	9.20% GOI 30/09/2030	CG	31000000	30944200	05-03-2014	06-03-2014	9.20%	2852000	Half Yearly	30th Sept. & 30th March	30-09-2030
9	9.73% BANK OF BARODA BONDS 17/12/2023	PSU/FI	27000000	27005400	06-03-2014	06-03-2014	9.73%	2627100	Yearly	17th December	17-12-2023
10	9.13% KBJNL 2024	PSU/FI	20000000	20094000	01-06-2015	02-06-2015	9.13%	1826000	Yearly	31st December	30-09-2021
11	9.20% GOI 2030	CG	30000000	32805000	13-01-2016	14-01-2016	9.20%	2760000	Half Yearly	30th Sept. & 30th March	30-09-2030
12	9.29% MP SDL 2023	CG	20000000	21042000	01-02-2016	02-02-2016	9.29%	1858000	Half Yearly	9th April & 9th October	09-10-2023
13	9.50% UNION BANK PERPETUAL BOND	PSU/FI	100000000	102250000	29-12-2016	30-12-2016	9.50%	9500000	Yearly	15th September	15-09-2099
14	9.20% GOI 30/09/2030 I	CG	50000000	56965000	03-03-2017	06-03-2017	9.20%	4600000	Half Yearly	30th Sept. & 30th March	30-09-2030
15	9.20% GOI 30/09/2030 II	CG	30000000	34185000	03-03-2017	06-03-2017	9.20%	2760000	Half Yearly	30th Sept. & 30th March	30-09-2030
16	8.05% IREDA LTD BOND (SERIES VIB) 29/03/2027	PSU/FI	50000000	50420000	27-04-2017	27-04-2017	8.05%	4025000	Yearly	29th March	29-03-2027
17	8.12% IREDA 24/03/2027	PSU/FI	100000000	101510000	27-04-2017	27-04-2017	8.12%	8120000	Yearly	24th March	24-03-2027
18	8.50% ANDHRA PRADESH SPL SDL 28/03/2029	SDL	30000000	32532000	20-09-2017	21-09-2017	8.50%	2550000	Half Yearly	28th Sept. & 28th March	28-03-2029
19	8.58% UP SPL SDL 02/06/2031	SDL	50000000	54095000	25-10-2017	26-10-2017	8.58%	4290000	Half Yearly	2nd June & 2nd December	02-06-2031
20	9.80% JAIPUR VIDYUT VITRAN NIGAM LIMITED BONDS	SG	50000000	50010000	25-10-2017	26-10-2017	9.80%	4900000	Half Yearly	30th Sept. & 30th March	30-03-2031
21	8.02% CORPORATION BANK BONDS (SERIES I) 14/11/2027	PSU/FI	29000000	28997100	17-11-2017	17-11-2017	8.02%	2325800	Yearly	14th November	14-11-2027
22	8.02% CORPORATION BANK BONDS (SERIES I) 14/11/2027	PSU/FI	20000000	19998000	17-11-2017	17-11-2017	8.02%	1604000	Yearly	14th November	14-11-2027
23	8.25% UNITED INDIA INSURANCE COMPANY LIMITED	PSU/FI	100000000	100000000	02-02-2018	02-02-2018	8.25%	8250000	Yearly	1st February	01-02-2028
24	9.15% PNB (SR-VII) PERPETUAL	PSU/FI	50000000	49090000	04-05-2018	04-05-2018	9.15%	4575000	Yearly	14th February	Perpetual
25	7.67% TN UDAY 2023	SDL	150000000	146670000	04-05-2018	07-05-2018	7.67%	11505000	Half Yearly	22nd Sept. & 22nd March	22-03-2023
26	8.98% PFC 2024	PSU/FI	50000000	50105000	27-09-2018	27-09-2018	8.98%	4490000	Yearly	8th October	08-10-2024
27	8.97% REC LIMITED 2029	PSU/FI	150000000	149985000	25-04-2019	26-04-2019	8.97%	13455000	Yearly	28th March	08-10-2024
28	8.70% BANK OF BARODA PERPETUAL BONDS (SERIES X)	PSU/FI	100000000	95050000	20-03-2020	20-03-2020	8.70%	8700000	Yearly	28th November	28-03-2029
29	8.50% BANK OF BARODA PERPETUAL BONDS (SERIES	PSU/FI	50000000	50000000	10-08-2020	10-08-2020	8.50%	4250000	Yearly	28th July	28-07-2025 Call Date
30	7.20% PFC LIMITED BONDS (SERIES 205-B) 10/08/2035	PSU/FI	100000000	101050000	09-12-2020	10-12-2020	7.20%	7200000	Yearly	10th August	10-08-2035
31	7.40% IREDA 2030	PSU/FI	29000000	29907700	10-12-2020	10-12-2020	7.40%	2146000	Yearly	3rd March	03-03-2030
			<b>1628500000</b>	<b>1644822400</b>							
32	Special Deposit Account with SBI,Main	CG	180000000	180000000	03-01-2003	03-01-2003	7.1%	12780000	Yearly	31st Dec	
	<b>TOTAL</b>		<b>1808500000</b>	<b>1824822400</b>							






**NESCO EMPLOYEES' PROVIDENT FUND TRUST**  
**JANUGANJ, BALASORE-756019, ODISHA**

**Schedules of investment in Bonds & Securities as on 31-03-2021**

Sl.No	Particulars Of Bond /Securities	Category	Face Value	Cost	Date of Purchase	Date of Allotment	Rate of Interest	Yearly Interest Amount	Interest Receivable	Interest Receivable Date	Date of Closing
1	7.95 % GOI Stock,2032	CG	10000000	10072000	09-10-2002	09-10-2002	7.95%	7950000	Half Yearly	28th Aug & 28th Feb	28-08-2032
2	6.30 % GOI Stock, 2023	CG	30000000	29910000	08-05-2003	08-05-2003	6.30%	1890000	Half Yearly	09th April & 9th Oct	09-04-2023
3	8.90% IDFC BOND-2025	PSU/FI	40000000	40380000	16-06-2010	16-06-2010	8.90%	3560000	Yearly	9th April	09-04-2025
4	8.70% PFC BOND-2025	PSU/FI	30000000	29880000	16-06-2010	16-06-2010	8.70%	2610000	Yearly	14th May	14-05-2025
5	8.28% GOI LOAN 2027	CG	30000000	29217000	04-01-2012	05-01-2012	8.28%	2484000	Half Yearly	21st Sept. & 21st March	21-09-2027
6	8.15% GOI 11/06/2022	CG	20000000	18760000	31-12-2013	31-12-2013	8.15%	1630000	Half Yearly	11th Dec. & 11th June	11-06-2022
7	9.73% BANK OF BARODA BONDS 17/12/2023	PSU/FI	4000000	4000800	06-03-2014	06-03-2014	9.73%	389200	Yearly	17th December	17-12-2023
8	9.20% GOI 30/09/2030	CG	16000000	15971200	06-03-2014	06-03-2014	9.20%	1472000	Half Yearly	30th Sept. & 30th March	30-09-2030
9	9.80% HARYANA SDL	SDL	50000000	50460000	06-03-2014	06-03-2014	9.80%	4900000	Half Yearly	26th February & 26th August	26-02-2024
10	9.72% TANGEDCO BOND	SG	50000000	50000000	12-06-2014	16-07-2014	9.72%	4860000	Half Yearly	18th January & 18th July	16/07/2022, 23,24 at 30:30:40
11	8.75% KNNL SERIES-VIII BOND	SG	100000000	100000000	25-03-2015	31-03-2015	8.75%	8750000	Yearly	31st March	30/03/2024 & 31/03/2025 50:50
12	9.13% KBJNL 2024	PSU/FI	30000000	30141000	01-06-2015	02-06-2015	9.13%	2739000	Yearly	31st December	PUT & CALL 30-09-2021 MATURITY
13	8.51% UP SDL SPL 2023	SDL	50000000	50665000	16-09-2015	18-09-2015	8.51%	4255000	Half Yearly	4th April & 4th October	04-10-2023
14	9.20% GOI 2030	CG	70000000	76545000	13-01-2016	14-01-2016	9.20%	6440000	Half Yearly	30th Sept. & 30th March	30-09-2030
15	9.47% TAMIL NADU SDL 26/03/2024	SDL	80000000	85120000	01-02-2016	02-02-2016	9.47%	7576000	Half Yearly	26th Sept. & 26th March	26-03-2024
16	9.35% REC 2022	PSU/FI	30000000	31698000	03-05-2016	04-05-2016	9.35%	2805000	Yearly	15th June	15-06-2022
17	9.51% MAHARASHTRA SDL 2023	SDL	60000000	64854000	03-05-2016	04-05-2016	9.51%	5706000	Half Yearly	11th September & 11th March	11-09-2023
18	9.50% UNION BANK ADDITIONAL TIER I PERPETUAL BONDS-SERXX	PSU/FI	50000000	49990000	21-09-2016	21-09-2016	9.50%	4750000	Yearly	15th September	CALL DATE 15-09-2026
19	8.05% IREDA LTD BOND (SERIES VIB) 29/03/2027	PSU/FI	80000000	80672000	27-04-2017	27-04-2017	8.05%	6440000	Yearly	29th March	29-03-2027
20	8.35% NATIONAL INSURANCE COMPANY LTD NCD 26/03/2027	PSU/FI	70000000	70763000	27-04-2017	27-04-2017	8.35%	5845000	Yearly	27th March	26-03-2027
21	8.50% ANDHRA PRADESH SPL SDL 28/03/2029	SDL	40000000	43376000	20-09-2017	21-09-2017	8.50%	3400000	Half Yearly	28th Sept. & 28th March	28-03-2029
22	8.02% CORPORATION BANK BONDS (SERIES I) 14/11/2027	PSU/FI	50000000	49995000	17-11-2017	17-11-2017	8.02%	4010000	Yearly	14th November	14-11-2027
23	9.75% U.P. POWER CORPORATION LTD 18/10/2024	PSU/FI	35000000	34748000	04-05-2018	04-05-2018	9.75%	3412500	Quarterly	20th Jan, Apr, Jul, Oct	25% on 19/01, 19/04, 19/07 & 18/10/2024
24	9.75% U.P. POWER CORPORATION LTD 20/10/2025	PSU/FI	50000000	49640000	04-05-2018	04-05-2018	9.75%	4875000	Quarterly	19th Jan, Apr, Jul, Oct	20-10-2025
25	7.71% TN UDAY BOND 2023	SDL	50000000	48980000	04-05-2018	07-05-2018	7.71%	3855000	Half Yearly	22nd Aug. & 22nd February	22-02-2023
26	8.39% RAJASTHAN SPL SDL 15/03/2023	SDL	50000000	50305000	07-05-2018	08-05-2018	8.39%	4195000	Half Yearly	15th Sept. & 15th March	15-03-2023
27	9.05% PFC 2025	PSU/FI	50000000	50270000	27-09-2018	27-09-2018	9.05%	4525000	Yearly	15th December	15-12-2025
28	9.10% PFC LIMITED BONDS (SERIES 184-B) 23/03/2029	PSU/FI	150000000	151215000	26-04-2019	26-04-2019	9.10%	13650000	Yearly	25th March	23-03-2029
29	8.97% UPPCL (SERIES III- D) NCD 15/02/2024	SG	150000000	151665000	10-08-2020	10-08-2020	8.97%	13455000	Quarterly	15th February, May, August & November	15-05-2023, 16-08-2023, 15-11-2023.
30	8.48% UPPCL (SERIES IV - C) NCD 15/03/2023	PSU/FI	200000000	201600000	09-12-2020	10-12-2020	8.48%	16960000	Quarterly	15th March, June, September &	15-06-2022, 15-09-2022, 15-12-2022.
31	8.64% UNION BANK OF INDIA PERPETUAL BONDS (SERIES XXVIII)	PSU/FI	60000000	60000000	04-02-2021	04-02-2021	8.64%	5184000	Yearly	11th January	Perpetual
	Special Deposit with SBI, Main Branch, BBSR	CG	80000000	80000000	03-01-2003	03-01-2003	7.1%	5680000	Yearly	31st Dec	
	<b>TOTAL</b>		<b>1865000000</b>	<b>1890893000</b>							



**NESCO EMPLOYEES' REHABILITATION ASSISTANCE FUND TRUST  
JANUGANJ, BALASORE-756019, ODISHA**

**Schedules of Investment in Bond & Securities of Trust as on 30-11-2021**

Sl.No	Particulars Of Bond /Securities	Category	Face Value	COST	Date of Purchase/Transfer	Date of Allotment	Rate of Int.	Yearly Interest Amount	Int. Receivable	Interest Receivable Date	Date of Closing
1	9.20% GOI 2030	CG	5000000	5467500	13-01-2016	14-01-2016	9.20%	460000	Half Yearly	30th Sept. & 30th March	30-09-2030
2	9.45% PFC 2026	PSU/FI	10000000	10288000	27-09-2018	27-09-2018	9.45%	945000	Yearly	1 <sup>st</sup> September	01-09-2026
3	8.64% UNION BANK OF INDIA PERPETUAL BONDS (SERIES XXVIII)	PSU/FI	10000000	10000000	04-02-2021	04-02-2021	8.64%	864000	Yearly	11 <sup>th</sup> January	Perpetual
	<b>TOTAL</b>		<b>25000000</b>	<b>25755500</b>							

**NESCO EMPLOYEES' GRATUITY FUND TRUST  
JANUGANJ, BALASORE-756019, ODISHA**

**Schedules of Investment in Bond & Securities of Trust as on 30-11-2021**

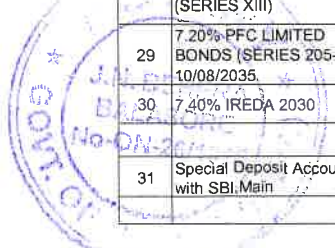
Sl.No	Particulars Of Bond /Securities	Category	Face Value	Cost	Date of Purchase	Date of Allotment	Rate of Int.	Yearly Interest Amount	Int. Receivable	Interest Receivable Date	Date of Closing
1	7.95% GOI Stock, 2032	CG	17500000	17626000	09-10-2002	09-10-2002	7.95%	1391250	Half Yearly	28th Aug & 28th Feb	28-08-2032
2	6.30% GOI 2023	CG	20000000	19940000	08-05-2003	08-05-2003	6.30%	1260000	Half Yearly	09th April & 9th Oct	09-04-2023
3	8.15 % GOI FCI Spl. Bond 2022	CG	10000000	10099000	10-11-2006	13-11-2006	8.15%	815000	Half Yearly	16th Apr & 16th Oct	16-10-2022
4	9.29% MP SDL 2023	CG	30000000	31563000	01-02-2016	02-02-2016	9.29%	2787000	Half Yearly	9th April & Oct.	09-10-2023
5	8.50% ANDHRA PRADESH SPL SDL 28/03/2029	SDL	30000000	32532000	20-09-2017	21-09-2017	8.50%	2550000	Half Yearly	28th Sept. & 28th March	28-03-2029
6	8.25% UNITED INDIA INSURANCE COMPANY LIMITED, 2028	PSU/FI	60000000	60000000	02-02-2018	02-02-2018	8.25%	4950000	Yearly	1st February	01-02-2028
7	9.45% PFC 2026	PSU/FI	40000000	41152000	27-09-2018	27-09-2018	9.45%	3780000	Yearly	1st September	01-09-2026
8	8.64% UNION BANK OF INDIA PERPETUAL BONDS (SERIES XXVIII)	PSU/FI	60000000	60000000	04-02-2021	04-02-2021	8.64%	5184000	Yearly	11 <sup>th</sup> January	Perpetual
	<b>TOTAL</b>		<b>267500000</b>	<b>272912000</b>							



**NESCO EMPLOYEES' PENSION FUND TRUST  
JANUGANJ, BALASORE-756019. ODISHA**

**Schedules of Investment in Bond & Securities of Trust as on 30-11-2021**

Sl.No	Particulars Of Bond /Securities	Category	Face Value	Cost	Date of Purchase	Date of Allotment	Rate of Int.	Yearly Interest Amount	Int. Receivable	Interest Receivable Date	Date of Closing
1	07.95 % GOI Stock-2032	CG	32500000	32734000	09-10-2002	09-10-2002	7.95%	2583750	Half Yearly	28th Aug&28th Feb	28-08-2032
2	06.30 % GOI Stock-2023	CG	10000000	9970000	08-05-2003	08-05-2003	6.30%	630000	Half Yearly	09th April & 9th Oct	09-04-2023
3	08.15 % GOI FCI SPL BOND-2022	CG	40000000	40396000	10-11-2006	13-11-2006	8.15%	3260000	Half Yearly	16th Apr & 16th Oct.	16-10-2022
4	8.20% GOI OIL MKT BONDS 15/09/2024	CG	30000000	29394000	27-01-2011	28-01-2011	8.20%	2460000	Half Yearly	15th March & 15th September	15-09-2024
5	8.28% GOI LOAN 2027	CG	20000000	19478000	04-01-2012	05-01-2012	8.28%	1656000	Half Yearly	21st Sept. & 21st March	21-09-2027
6	9.97% APPFCL BOND	SG	50000000	50000000	30-01-2012	30-01-2012	9.97%	4985000	Half Yearly	1st April & 1st October	30-01-2024
7	8.15% GOI 11/06/2022	CG	30000000	28140000	30-12-2013	31-12-2013	8.15%	2445000	Half Yearly	11th Dec. & 11th June	11-06-2022
8	9.20% GOI 30/09/2030	CG	31000000	30944200	05-03-2014	06-03-2014	9.20%	2852000	Half Yearly	30th Sept. & 30th March	30-09-2030
9	9.73% BANK OF BARODA BONDS 17/12/2023	PSU/FI	27000000	27005400	06-03-2014	06-03-2014	9.73%	2627100	Yearly	17th December	17-12-2023
10	9.20% GOI 2030	CG	30000000	32805000	13-01-2016	14-01-2016	9.20%	2760000	Half Yearly	30th Sept. & 30th March	30-09-2030
11	9.29% MP SDL 2023	CG	20000000	21042000	01-02-2016	02-02-2016	9.47%	1894000	Half Yearly	26th Sep & Mar	09-10-2023
12	9.50% UNION BANK PERPETUAL BOND	PSU/FI	100000000	102250000	29-12-2016	30-12-2016	9.50%	9500000	Yearly	15th September	15-09-2099
13	9.20% GOI 30/09/2030	CG	30000000	34185000	03-03-2017	06-03-2017	9.20%	2760000	Half Yearly	30th Sept. & 30th March	30-09-2030
14	9.20% GOI 30/09/2030	CG	50000000	56965000	03-03-2017	06-03-2017	9.20%	4600000	Half Yearly	30th Sept. & 30th March	30-09-2030
15	8.05% IREDA LTD BOND (SERIES VIB) 29/03/2027	PSU/FI	50000000	50420000	27-04-2017	27-04-2017	8.05%	4025000	Yearly	29th March	29-03-2027
16	8.12% IREDA 24/03/2027	PSU/FI	100000000	101510000	27-04-2017	27-04-2017	8.12%	8120000	Yearly	24th March	24-03-2027
17	8.50% ANDHRA PRADESH SPL SDL 28/03/2029	SDL	30000000	32532000	20-09-2017	21-09-2017	8.50%	2550000	Half Yearly	28th Sept. & 28th March	28-03-2029
18	8.58% UP SPL SDL 02/06/2031	SDL	50000000	54095000	25-10-2017	26-10-2017	8.58%	4290000	Half Yearly	2nd June & 2nd December	02-06-2031
19	9.80% JAIPUR VIDYUT VITRAN NIGAM LIMITED BONDS 30/03/2031	SG	50000000	50010000	25-10-2017	26-10-2017	9.80%	4900000	Half Yearly	30th Sept. & 30th March	30-03-2031
20	8.02% CORPORATION BANK BONDS (SERIES I) 14/11/2027	PSU/FI	29000000	28997100	17-11-2017	17-11-2017	8.02%	2325800	Yearly	14th November	14-11-2027
21	8.02% CORPORATION BANK BONDS (SERIES I) 14/11/2027	PSU/FI	20000000	19998000	17-11-2017	17-11-2017	8.02%	1604000	Yearly	14th November	14-11-2027
22	8.25% UNITED INDIA INSURANCE COMPANY LIMITED, 2028	PSU/FI	100000000	100000000	02-02-2018	02-02-2018	8.25%	8250000	Yearly	1st February	01-02-2028
23	9.15% PNB (SR-VII) PERPETUAL	PSU/FI	50000000	49090000	04-05-2018	04-05-2018	9.15%	4575000	Yearly	14th February	Perpetual
24	7.67% TN UDAY 2023	SDL	150000000	146670000	04-05-2018	07-05-2018	7.67%	11505000	Half Yearly	22nd Sept. & 22nd March	22-03-2023
25	8.98% PFC 2024	PSU/FI	50000000	50105000	27-09-2018	27-09-2018	8.98%	4490000	Yearly	8th October	08-10-2024
26	8.97% REC LIMITED 2029	PSU/FI	150000000	149985000	26-04-2019	26-04-2019	8.97%	13455000	Yearly	28th March	28-03-2029
27	8.70% BANK OF BARODA PERPETUAL BONDS (SERIES X)	PSU/FI	100000000	95050000	20-03-2020	20-03-2020	8.70%	8700000	Yearly	28th November	28-11-2024 Call Date
28	8.50% BANK OF BARODA PERPETUAL BONDS (SERIES XIII)	PSU/FI	50000000	50000000	10-08-2020	10-08-2020	8.50%	4250000	Yearly	28th July	28-07-2025 Call Date
29	7.20% PFC LIMITED BONDS (SERIES 205-B) 10/08/2035	PSU/FI	100000000	101050000	09-12-2020	10-12-2020	7.20%	7200000	Yearly	10th August	10-08-2035
30	7.40% IREDA 2030	PSU/FI	29000000	29907700	10-12-2020	10-12-2020	7.40%	2146000	Yearly	3rd March	03-03-2030
			<b>1608500000</b>	<b>1624728400</b>							
31	Special Deposit Account with SBI.Main	CG	180000000	180000000					Yearly	31st Dec	
			<b>1788500000</b>	<b>1804728400</b>							





**NESCO EMPLOYEES' PROVIDENT FUND TRUST  
JANUGANJ,BALASORE-756019,ODISHA**

**Schedules of investment in Bonds & Securities as on 30-11-2021**

Sl.No	Particulars Of Bond /Securities	Category	Face Value	Cost	Date of Purchase	Date of Allotment	Rate of Int.	Yearly Interest Amount	Int. Receivable	Int. Receivable Date	Date of Closing
1	7.95 % GOI Stock,2032	CG	10000000	10072000	09-10-2002	09-10-2002	7.95%	795000	Half Yearly	28th Aug & 28th Feb	28-08-2032
2	6.30 % GOI Stock, 2023	CG	30000000	29910000	08-05-2003	08-05-2003	6.30%	1890000	Half Yearly	09th April & 9th Oct	09-04-2023
3	8.90% IDFC BOND-2025	PSU/FI	40000000	40380000	16-06-2010	16-06-2010	8.90%	3560000	Yearly	9th April	09-04-2025
4	8.70% PFC BOND-2025	PSU/FI	30000000	29880000	16-06-2010	16-06-2010	8.70%	2610000	Yearly	14th May	14-05-2025
5	8.28% GOI LOAN 2027	CG	30000000	29217000	04-01-2012	05-01-2012	8.28%	2484000	Half Yearly	21st Sept. & 21st March	21-09-2027
6	8.15% GOI 11/06/2022	CG	20000000	18760000	31-12-2013	31-12-2013	8.15%	1630000	Half Yearly	11th Dec. & 11th June	11-06-2022
7	9.73% BANK OF BARODA BONDS 17/12/2023	PSU/FI	4000000	4000800	06-03-2014	06-03-2014	9.73%	389200	Yearly	17th December	17-12-2023
8	9.20% GOI 30/09/2030	CG	16000000	15971200	06-03-2014	06-03-2014	9.20%	1472000	Half Yearly	30th Sept. & 30th March	30-09-2030
9	9.80% HARYANA SDL	SDL	50000000	50460000	06-03-2014	06-03-2014	9.80%	4900000	Half Yearly	26th February & 26th August	26-02-2024
10	9.72% TANGEDCO BOND	SG	50000000	50000000	12-06-2014	16-07-2014	9.72%	4860000	Half Yearly	16th January & 16th July	16/07/2022,23,24 at 30:30:40
11	8.75% KNNL SERIES-VIII BOND	SG	100000000	100000000	25-03-2015	25-03-2015	8.75%	9624805	Yearly	31st March	30-03-2024 & 31-03-2025 50:50
12	8.51% UP SDL SPL 2023	SDL	50000000	50665000	16-09-2015	18-09-2015	8.51%	4255000	Half Yearly	4th April & 4th October	04-10-2023
13	9.20% GOI 2030	CG	70000000	76545000	13-01-2016	14-01-2016	9.20%	6440000	Half Yearly	30th Sept. & 30th March	30-09-2030
14	9.47% TAMIL NADU SDL 26/03/2024	SDL	80000000	85120000	01-02-2016	02-02-2016	9.47%	7576000	Half Yearly	26th Sep & Mar	26-03-2024
15	9.35% REC 2022	PSU/FI	30000000	31698000	03-05-2016	04-05-2016	9.35%	2805000	Yearly	15th June	15-06-2022
16	9.51% Maharashtra SDL 2023	SDL	60000000	64854000	03-05-2016	04-05-2016	9.51%	5706000	Half Yearly	11th Sep & Mar	11-09-2023
17	9.50% UNION BANK ADDITIONAL TIER I PERP BONDS - SERXX	PSU/FI	50000000	49990000	21-09-2016	21-09-2016	9.50%	4750000	Yearly	15th September	Perpetual
18	8.05% IREDA LTD BOND (SERIES VIB) 29/03/2027	PSU/FI	80000000	80672000	27-04-2017	27-04-2017	8.05%	6440000	Yearly	29th March	29-03-2027
19	8.35% NATIONAL INSURANCE COMPANY LTD NCD 26/03/2027	PSU/FI	70000000	70763000	27-04-2017	27-04-2017	8.35%	5845000	Yearly	27th March	26-03-2027
20	8.50% ANDHRA PRADESH SPL SDL 28/03/2029	SDL	40000000	43376000	20-09-2017	21-09-2017	8.50%	3400000	Half Yearly	28th Sept. & 28th March	28-03-2029
21	8.02% CORPORATION BANK BONDS (SERIES I) 14/11/2027	PSU/FI	50000000	49995000	17-11-2017	17-11-2017	8.02%	4010000	Yearly	14th November	14-11-2027
22	9.75% U.P. POWER CORPORATION LTD 18/10/2024	PSU/FI	35000000	34748000	04-05-2018	04-05-2018	9.75%	3412500	Quarterly	20th Jan, Apr,Jul,Oct	25% on 19/01,19/04,19/07 & 18/10/2024
23	9.75% U.P. POWER CORPORATION LTD 20/10/2025	PSU/FI	50000000	49640000	04-05-2018	04-05-2018	9.75%	4875000	Quarterly	19th Jan, Apr,Jul,Oct	20-10-2025
24	7.71% TN UDAY BOND 2023	SDL	50000000	48980000	04-05-2018	07-05-2018	7.71%	3855000	Half Yearly	22nd Aug. & 22nd February	22-02-2023
25	8.39% RAJASTHAN SPL SDL 15/03/2023	SDL	50000000	50305000	07-05-2018	08-05-2018	8.39%	4195000	Half Yearly	15th Sept. & 15th March	15-03-2023
26	9.05% PFC 2025	PSU/FI	50000000	50270000	27-09-2018	27-09-2018	9.05%	4525000	Yearly	15th December	15-12-2025
27	9.10% PFC LIMITED BONDS 23/03/2029	PSU/FI	150000000	151215000	26-04-2019	26-04-2019	9.10%	13650000	Yearly	25th March	23-03-2029
28	8.97% UPPCL (SERIES III-D) NCD 15/02/2024	SG	150000000	151665000	10-08-2020	10-08-2020	8.97%	13455000	Quarterly	15th February, May, August & November	15-05-2023, 16-08-2023, 15-11-2023, 15-02-2024 (25% on each date)
29	8.48% UPPCL (SERIES IV-C) NCD 15/03/2023	PSU/FI	200000000	201600000	09-12-2020	10-12-2020	8.48%	16960000	Quarterly	15th March, June, September & December	15-06-2022, 15-09-2022, 15-12-2022, 15-03-2023 (25% on each date)
30	8.64% UNION BANK OF INDIA PERPETUAL BONDS (SERIES XXVIII)	PSU/FI	60000000	60000000	04-02-2021	04-02-2021	8.64%	5184000	Yearly	11th January	Perpetual
			<b>1755000000</b>	<b>1780752000</b>							
31	Special Deposit with SBI,Main Branch,BBSR	CG	80000000	80000000	03-01-2003		8.00%	6400000	Yearly	31st Dec	
	<b>TOTAL</b>		<b>1835000000</b>	<b>1860752000</b>							



Monthly Terminal benefits released statement for Fy (2020-21)			Annexure - F5
MONTH	PENSION TOTAL	GRATUITY TOTAL	UL TOTAL
Apr-20	10,23,38,139	92,64,535	0
May-20	6,57,66,057	-38,20,269	0
Jun-20	6,39,51,378	-49,11,591	45,22,179
Jul-20	8,09,06,035	45,00,304	80,40,150
Aug-20	8,44,45,693	1,42,31,556	2,53,67,097
Sep-20	7,12,52,869	0	96,91,662
Oct-20	7,94,34,024	99,40,000	66,49,789
Nov-20	6,38,27,573	-57,91,470	0
Dec-20	7,73,68,897	82,71,759	82,85,397
Jan-21	8,07,34,642	75,19,711	0
Feb-21	7,03,73,664	0	1,00,10,712
Mar-21	8,94,01,355	2,86,83,152	94,20,642
<b>TOTAL</b>	<b>92,98,00,326</b>	<b>6,78,87,687</b>	<b>8,19,87,628</b>



Monthly Terminal benefits released statement for Fy (2021-22)			Annexure - F5
MONTH	PENSION TOTAL	GRATUITY TOTAL	UL TOTAL
Apr-21	8,23,68,010	1,28,16,848	0
May-21	6,97,55,686	0	1,09,98,384
Jun-21	7,39,29,680	0	19,77,300
Jul-21	6,97,78,025	0	1,16,20,308
Aug-21	9,55,69,460	2,55,37,321	52,73,791
Sep-21	7,10,02,893	0	52,43,105
Oct-21	11,55,58,492	4,81,49,453	46,20,715
Nov-21	7,64,09,627	0	8,89,080
Dec-21	8,59,11,498	4,06,62,015	24,33,569
<b>TOTAL</b>	<b>74,02,83,371.00</b>	<b>12,71,65,637.00</b>	<b>4,30,56,252.00</b>





**Annexure - F6**


*Rs. In Crs.*

Revenue Cash flow statement for 2020-21													
	April'20	May'20	June'20	July'20	Aug'20	Sept'20	Oct'20	Nov'20	Dec'20	Jan'21	Feb'21	Mar'21	Total
Cash inflows from operational activities													
Revenue collections	114.31	111.32	127.2	165.54	142.49	148.83	164.98	159.9	170.51	169.16	187.48	263.79	1925.51
6% supervision charges	1.74	1.95	1.31	1.34	1.08	1.47	1.29	1.97	1.87	1.26	0.97	2.45	18.7
Reliability surcharges	0.11	0.35	0.48	0.07	0.03	0.01	0.03	0.03	0.11	0.04	0.03	0.06	1.32
Prompt payment rebate	0.20	1.37	1.25	1.38	0.24	0.22	0.23	0.21	0.18	0.18	0.19	1.43	7.08
<b>Total Inflow</b>	<b>116.36</b>	<b>114.99</b>	<b>130.24</b>	<b>168.33</b>	<b>143.84</b>	<b>150.53</b>	<b>166.50</b>	<b>162.11</b>	<b>172.67</b>	<b>170.64</b>	<b>188.67</b>	<b>267.73</b>	<b>1952.61</b>
Cash Outflows													
BSP Bill		119.8	104.85	119.35	126.6	120	115.47	114.46	134.47	131.61	153.84	241.04	1481.49
CESU	0.02	0.02	0.019	0.019	0.009	0.0002	0.0066	-0.0033	0.06	0.06	0.06		0.26
Transmission charges	10.07	8.75	10.05	10.73	11.79	11.03	11.29	10.46	9.17	9.21	9.77	9.39	121.71
SLDC charges	0.08	0.08	0.08	0.08	0.08	0.08	0.08	0.08	0.08	0.08	0.08	0.08	0.96
Employees Cost	23.11	21.11	25.11	28.57	29.57	1.00	43.44	21.00	26.14	30.20	14.98	60.53	324.76
R&M		2.50								7.50			10.00
A&G	2.90	2.75	3.25	2.80	3.15	1.50	1.50	3.38	2.14	2.56	2.72	2.95	31.60
Interest on Loan (BST)	0.43	0.22	1.79	0.49	0.7	0.55	0.75	0.71	0.61	0.66	0.60	0.71	8.22
Others , if any-interest on loans	1.15	1.12	1.13	1.13	1.13	1.13	1.13	1.13	1.13	1.13	1.11	1.13	13.55
Licence fees	1.90												1.90
Electricity duty													14.00
<b>Total outflow</b>	<b>39.66</b>	<b>156.35</b>	<b>146.28</b>	<b>163.17</b>	<b>173.03</b>	<b>135.29</b>	<b>173.67</b>	<b>151.22</b>	<b>173.80</b>	<b>183.01</b>	<b>183.16</b>	<b>315.83</b>	<b>2008.45</b>
<b>Closing Balance</b>	<b>76.70</b>	<b>-41.36</b>	<b>-16.04</b>	<b>5.16</b>	<b>-29.19</b>	<b>15.24</b>	<b>-7.17</b>	<b>10.89</b>	<b>-1.13</b>	<b>-12.37</b>	<b>5.51</b>	<b>-48.10</b>	<b>-55.84</b>



**Annexure - F6****Rs. In Crores**

<b>PARTICULARS</b>		<b>April'2021 to Sept'2021</b>
<b>Cash Inflows</b>		
<b>Energy</b>		
1	Revenue Collection	1040.96
2	Collection of Past Arrears (incentive earning)	48.61
3	Capital Grants / Subsidies from Govt	148.48
4	Other Misc	53.98
<b>Total Inflow</b>		<b>1292.03</b>
<b>Cash Outflows</b>		
1	Bulk Power Purchases - GRIDCO (net of rebate)	732.41
2	Transmission + SLDC charges - OPTCL (net of rebate)	74.91
3	Employee expenses (incl.Pension, Gratuity, Leave)	141.03
4	R&M + A&G	34.37
5	Interest & finance charges	9.05
6	Taxes and other Statutory payments	73.65
7	Payment to Capex vendors	15.04
8	Payment of Additional Serviceable Liabilities	12.9
<b>Total Cash Out Flow</b>		<b>1,093.36</b>
<b>Net cash flow</b>		<b>198.67</b>
<b>Opening cash balance</b>		<b>985.72</b>
<b>Increase / (Decrease)</b>		<b>198.67</b>
<b>Closing cash balance</b>		<b>1,184.39</b>



**Annexure - F7**  
**Rs. In Crore**

**STATEMENT OF ADMINISTRATIVE & GENERAL EXPENSES**

PARTICULARS	Rs. In Crore											
	pto June-21	For Jul-21	For Aug-21	For Sept-21	For Oct-21	For Nov-21	For Dec-21	Total				
1 Rent	0.47	0.08	0.21	0.09	0.10	0.23	0.30	1.48				
2 Consultancy Fees	0.09	0.00	0.07	1.11	0.33	1.64	1.10	4.35				
3 Auditors' Remunerations	0.26	0.09	0.10	0.08	0.10	0.12	0.08	0.82				
4 Rates, Taxes & Fees	0.47	0.16	0.31	0.16	0.16	0.16	0.16	1.58				
5 Advertisement & Marketing Expenses	0.04	0.18	0.22	0.32	0.44	0.40	0.15	1.75				
6 Electricity Consumption Expenses	0.22	0.10	0.02	0.09	0.05	0.03	0.23	0.74				
7 Telephone Expenses	0.09	0.09	0.05	0.07	0.10	0.12	0.10	0.61				
8 Insurance Premium	0.36	0.20	0.24	0.24	0.42	0.30	0.36	2.13				
9 Travelling Expenses	2.21	1.33	1.40	1.22	0.72	0.90	1.24	9.02				
10 Office Expenses	0.19	0.16	0.14	0.29	0.06	-0.09	0.01	0.76				
11 Allowance for doubtful debts	6.40	-	-	6.48	2.41	-	4.04	19.33				
12 Outsourced Employees Expenses	4.82	3.88	5.84	0.79	-2.69	0.55	1.33	14.52				
13 Metering, Billing, Collection Expenses	4.41	1.25	1.05	2.33	-0.69	0.59	2.44	11.38				
14 Watch and Ward Expenses	1.76	1.34	0.82	0.32	0.19	-0.65	0.38	4.14				
15 Franchisee Expenses for Revenue Collection	-	-	-	-	-	-	-	-				
16 General Expenses ( Other Admin Exp-Sub Group)	4.63	1.89	0.66	-0.62	1.24	2.43	-0.74	9.49				
17 Miscellaneous expenses (included Legal charges)	0.04	3.98	1.35	-3.23	0.09	0.57	-0.07	2.72				
<b>Total Expenses</b>	<b>26.48</b>	<b>14.72</b>	<b>12.46</b>	<b>9.75</b>	<b>3.02</b>	<b>7.30</b>	<b>11.11</b>	<b>84.85</b>				





**STATEMENT OF INTEREST ON LOAN (FY 2020-21)**

**Annexure - F8**

Interest on Loan from:	Rs. In crores
<b>LONG TERM LOAN :</b>	
Govt. of Odisha ( A/c-APDRP )	0.76
Govt. of Odisha ( A/c-IBRD )	11.87
Rural Electrification Corporation-SI	0.00
Interest on Capex Loan (Funded GoO)	2.19
<b>Sub-Total</b>	<b>14.82</b>
<b>WORKING CAPITAL LOAN :</b>	
Interest on Short Term Secured Loan Against FD	11.78
<b>Total</b>	<b>26.60</b>

**STATEMENT OF INTEREST ON LOAN (FY 2021-22)**

Interest on Working Capital Loan

Particulars	Apr-21	May-21	Jun-21	Jul-21	Aug-21	Sep-21	Oct-21	Nov-21	Dec-21	Total
Union Bank of India	0.77	0.78	1.03	0.93	0.90	0.90	0.93	0.87	0.99	8.10
Fedral Bank Limited	0.33	0.34	0.33	0.33	0.29	0.29	0.31	0.30	0.30	2.83
State Bank of India	0.10	0.11	0.11	0.11	0.10	0.09	0.09	0.09	0.09	0.89
Axis Bank Limited	-	-	-	-	-	0.13	0.15	0.15	0.50	0.93
<b>Grand Total</b>	<b>1.21</b>	<b>1.23</b>	<b>1.46</b>	<b>1.37</b>	<b>1.30</b>	<b>1.41</b>	<b>1.47</b>	<b>1.40</b>	<b>1.88</b>	<b>12.75</b>



**Annexure - F9**

**Movement of Security Deposit**

Month	Op.Balance	Net Additions (GL-2048105)	Closing Balance (Amount in Rs.)
Apr-21	5,97,29,98,265	4,62,23,503	6,01,92,21,768
May-21	6,01,92,21,768	1,37,15,993	6,03,29,37,761
Jun-21	6,03,29,37,761	1,94,44,948	6,05,23,82,709
Jul-21	6,05,23,82,709	7,74,33,419	6,12,98,16,128
Aug-21	6,12,98,16,128	3,44,38,868	6,16,42,54,995
Sep-21	6,16,42,54,995	1,55,81,367	6,17,98,36,362
Oct-21	6,17,98,36,362	10,99,62,549	6,28,97,98,911
Nov-21	6,28,97,98,911	6,80,01,198	6,35,78,00,109
Dec-21	6,35,78,00,109	-15,37,19,308	6,20,40,80,801
Jan-22	6,20,40,80,801		6,20,40,80,801
Feb-22	6,20,40,80,801		6,20,40,80,801
Mar-22	6,20,40,80,801		6,20,40,80,801

Security deposit		<b>Closing Balance (Amount in Rs.)</b>
Invested in the form Bank FDs		6,93,88,19,853



## STATEMENT OF OTHER REVENUES / INCOME (FY 2020-21)

PARTICULARS	Rs. In Crores
Meter Rent / Service Line Rental	28.52
Miscellaneous Charges	62.24
Subsidies against loss on account of flood, cyclone	15.66
Over Drawal Penalty	6.40
Delayed Payment charges	21.90
Interest on Fixed Deposits	52.13
Miscellaneous Receipts including Rebate for Prompt Payment of BST Bill	24.68
<b>TOTAL</b>	<b>211.54</b>

## STATEMENT OF OTHER REVENUE AND MISC. RECEIPTS - 2021-22 (UPTO DEC'21)

Rs. In Crore

Particulars	Upto Sep-21	For Oct-21	For Nov-21	For Dec-21	Total
<b>Other operating revenue</b>					
Amortisation of consumer contribution	27.04	4.68	4.57	12.19	48.48
Amortisation of government grants in capital nature	5.01	0.85	0.82	-6.58	0.11
Amortisation of government grants in revenue nature	6.57	-	1.85	1.57	9.99
Recovery of meter Rent	14.20	2.60	1.93	1.49	20.22
Over drawal Payment recovered	3.00	0.54	0.55	0.45	4.54
Reliability Charges	0.00	-	-	-	0.00
Incentives on Arrears Collection	3.95	1.18	-	0.90	6.02
Open Access Cross Subsidy Income	24.45	6.11	4.83	2.18	37.56
Supervision Charges	2.21	0.07	0.46	0.46	3.20
Miscellaneous operating income	2.62	0.06	0.13	0.16	2.97
<b>Total</b>	<b>89.05</b>	<b>16.08</b>	<b>15.14</b>	<b>12.81</b>	<b>133.08</b>
<b>Other Income</b>					
Interest income	18.95	4.47	9.38	-4.12	28.68
Delayed payment surcharge	1.44	0.12	0.31	0.23	2.09
Other income ( Scrap+Misc Income)	1.23	1.67	2.15	0.17	5.22
<b>Total Other income</b>	<b>21.62</b>	<b>6.26</b>	<b>11.84</b>	<b>-3.72</b>	<b>35.99</b>
<b>Grand Total</b>	<b>110.67</b>	<b>22.34</b>	<b>26.97</b>	<b>9.09</b>	<b>169.07</b>





Annexure - F11									
GRIDCO Bill No/Date	Month	MU	Rate/Unit (Rs.)	Amount (Rs.)	Gross Amount Paid	Rebate Availed	Gross Amount Paid	Date of Payment	NET AMOUNT PAID
GRIDCO A/C No: 380801010016052, IFSC Code: UBIN0538086, Union Bank of India, Main Branch, Bhubaneswar OPTCL A/C No: 380801014022029, IFSC Code: UBIN0538086, Union Bank of India, Main Branch, Bhubaneswar									
Energy approved by OERC: 5323 MU SMD approved by OERC: 846 MVA SMD permitted by OERC: 930.6 MVA									
GR/BS/20-21/035/05-05-20	Apr-20	357.804208	2.98	1066256539.84	1048499044.66	10662565.00	1000000000.00	04-06-2020	1038014054.66
	UD	-7.457311	2.98	-22222786.78		-222228.00	48499044.66	04-06-2020	
GR/BS/20-21/032/24-04-20	Dr bill Dec-19	0.418090	2.98	1245908.20		12459.00			
GR/BS/20-21/033/24-04-20	Dr bill Jan-20	0.580560	2.98	1730168.80		17301.00			
GR/BS/20-21/034/24-04-20	Dr bill Feb-20	0.489770	2.98	1489314.60		14893.00			
GR/BS/20-21/051/03-06-20	May-20	397.609028	2.98	1184874903.44	1193546143.20	0.00	1000000000.00	20-07-2020	1193546143.20
	OD	2.909812	2.98	8671239.76		0.00	193546143.20	20-07-2020	
GR/BS/20-21/081/06-07-20	Jun-20	428.016574	2.98	1275489390.52	1265992115.62	0.00	950000000.00	05-08-2020	1265992115.62
	OD	0.390094	2.98	1162480.12		0.00	315992115.62	20-08-2020	
GR/BS/20-21/069/01-07-20	Cr bill May-20	-3.577099	2.98	-10659755.02		0.00			
GR/BS/20-21/094/06-08-20	Jul-20	463.731363	2.98	1381919461.74	1404687007.42	0.00	1000000000.00	21-09-2020	1404687007.42
	OD	7.640116	2.98	22767545.68		0.00	200000000.00	24-09-2020	
GR/BS/20-21/127/04-09-20	Aug-20	435.361035	2.98	1297375884.30	1315622886.20	0.00	500000000.00	12-10-2020	1315622886.20
	OD	6.123155	2.98	18247001.90		0.00	250000000.00	21-10-2020	
			2.98	0.00		0.00	200000000.00	29-10-2020	
GR/BS/20-21/143/06-10-20	Sep-20	451.473913	2.98	1345392260.74	1344699641.64	0.00	500000000.00	13-11-2020	1344699641.64
	UD	-0.570600	2.98	-1700388.00		0.00	250000000.00	23-11-2020	
	TCS			1007768.90		0.00	594699641.64	05-12-2020	
GR/BS/20-21/236/06-11-20	Oct-20	416.473983	3.1630	1317307208.23	1326797623.92	30656119.90	750000000.00	21-12-2021	1296141504.02
	OD	2.466818	3.1630	7802545.33		0.00	520475402.02	08-01-2021	
GR/BS/20-21/232/05-11-20	Cr bill for sept-20	-0.149768	2.98	-446308.64		0.00	25666102.00	11-01-2021	
	TCS			2134179.00		0.00	30656119.90	Rebate	
GR/BS/20-21/264/06-12-20	Nov-20	368.189633	3.1630	1164583809.18	1160895618.17	0.00	600000000.00	19-01-2021	1160895618.17
	UD	-1.441135	3.1630	-458310.01		0.00	170000000.00	22-01-2021	
	TCS			870019.00		0.00	390895618.17	05-02-2021	
GR/BS/20-21/310/06-01-21	Dec-20	377.649258	3.1630	1194504603.05	1147499805.51	0.00	750000000.00	11-02-2021	1147499805.51
	UD	-15.132715	3.1630	-47864777.54		0.00	200000000.00	18-02-2021	
	TCS			858980.00		0.00	160000000.00	23-02-2021	
GR/BS/20-21/336/05-02-21	Jan-21	381.985913	3.1630	1208221442.82	1221783745.19	0.00	400000000.00	06-03-2021	1221783745.19
	OD	3.998309	3.1630	12646651.37		0.00	350000000.00	12-03-2021	
	TCS			915651.00		0.00	300000000.00	17-03-2021	
GR/BS/20-21/363/04-03-21	Feb-21	333.449040	3.1630	1054699313.52	1188692892.35	10546993.00	300000000.00	25-03-2021	1178145899.35
	TCS			791024.00		7910.00	50000000.00	25-03-2021	
GR/BS/20-21/380/23-03-21	Dr bill Jan-21	0.060870	3.1630	192531.81		0.00	826807890.35	31-03-2021	
	TCS			144.00		0.00	11885002.00	Rebate	
GR/BS/20-21/381/23-03-21	Dr bill Feb-20	42.020296	3.1630	132910196.25		1329102.00			
	TCS			98683.00		997.00			
GR/BS/21-22/003/06-04-21	Mar-21	492.164694	3.1630	1556716927.12	1542706474.85	15567169.27	1000000000.00	06-05-2021	1527139305.58
	TCS			1556717.00		0.00	542706474.85	06-05-2021	
<b>Total</b>		<b>4942.68790</b>		<b>15176990068</b>	<b>15161422999</b>	<b>68593281.17</b>	<b>15161422998.73</b>		<b>15094167726.56</b>



OPTCL Bill No/ Date	Month	MU Actual Drawn	MU Station Consumption	MU Injection	MU Open Access	MU Net Energy	Rate/ Unit (Rs.)	Amount (Rs.)	Gross Amount Paid	Rebate Availed	TDS @ 2%	Net Amount Paid	Date of Payment
GRIDCO AC No: 340801010016052, IFSC Code: UBIN0538086, Union Bank of India, Main Branch, Bhubaneswar OPTCL AC No: 380801014022029, IFSC Code: UBIN0538086, Union Bank of India, Main Branch, Bhubaneswar													Annexure - F11
Energy approved by OERC: 5323 MU SMD approved by OERC: 846 MVA SMD permitted by OERC: 930.6 MVA													
RT&C-BILL-03/2020-21 / 155(5) Dt. 06/05/2020	Apr-20	446.41819	0.246865	0.000001	95.824428	350.346866	0.250	87596724.00	87596724.00	1751734.00	1751734.00	84083286.00	08-05-2020
	May-20	520.81821	0.236977	0.000001	120.062393	400.518839	0.250	100129710.00	100129710.00	2002594.00	2002594.00	98124522.00	10-06-2020
RT&C-BILL-03/2020-21 / 208(5) Dt. 08/06/2020	ADJ BILL-DEC-19	0.41809	0.000000	0.000000	0.000000	0.418090	0.250	104522.00	104522.00	2090.00	2090.00	100342.00	10-06-2020
	ADJ BILL-JAN-20	0.580560	0.000000	0.000000	0.000000	0.580560	0.250	145140.00	145140.00	2903.00	2903.00	139534.00	10-06-2020
	ADJ BILL-FEB-20	0.499770	0.000000	0.000000	0.000000	0.499770	0.250	124943.00	124943.00	2499.00	2499.00	119945.00	10-06-2020
RT&C-BILL-03/2020-21 / 250(5) Dt. 07/07/2020	Jun-20	581.926396	0.279616	0.087417	152.524485	429.034878	0.250	107258720.00	107258720.00	2145174.00	2145174.00	102968372.00	09-07-2020
RT&C-BILL-03/2020-21 / 291(5) Dt. 07/08/2020	Jul-20	602.349024	0.324988	0.088814	130.356110	471.576112	0.250	117894028.00	117894028.00	2357881.00	1768410.00	113767737.00	12-08-2020
RT&C-BILL-03/2020-21 / 353(5) Dt. 07/09/2020	Aug-20	577.583253	0.277454	0.151914	135.794348	441.359537	0.250	110339884.00	110339884.00	2206798.00	1655098.00	10647988.00	09-09-2020
RT&C-BILL-03/2020-21 / 415(5) Dt. 07/10/2020	Sep-20	581.048749	0.291720	0.022975	129.228932	451.505122	0.250	112876281.00	112876281.00	2257526.00	1693144.00	108925611.00	09-10-2020
RT&C-BILL-03/2020-21 / 467(5) Dt. 05/11/2020	Oct-20	556.442764	0.256256	0.862788	137.075659	416.249061	0.250	104562015.00	104562015.00	2091240.00	1568430.00	100902345.00	07-11-2020
RT&C-BILL-03/2020-21 / 551(5) Dt. 16/12/2020	Nov-20	506.610060	0.214498	0.219900	139.202975	366.972687	0.250	91743172.00	91743172.00	1834863.00	1376148.00	88532161.00	21-12-2020
RT&C-BILL-03/2020-21 / 19(5) Dt. 08/01/2021	Dec-20					365.510054	0.250	91377514.00	91377514.00	1827550.00	1370663.00	88179301.00	
								45653371.00	45653371.00	912667.00	684501.00	44036203.00	01-01-2021
								46538846.75	46538846.75	1812583.00	1359437.00	43366826.75	12-01-2021
								807425.00	807425.00	0.00	15066.00	792359.00	
										-913788.00	-688342.00		
RT&C-BILL-05/2020-21 / 76(5) Dt. 17/02/2021	Jan-21	524.915449	0.224054	0.000000	137.251996	387.439399	0.250	96859850.00	96859850.00	1937197.00	1452898.00	93469755.00	19-02-2021
RT&C-BILL-03/2020-21 / 113(5) Dt. 10/03/2021	Feb-21	496.485180	0.200717	0.033487	120.817773	375.433203	0.250	93858301.00	93858301.00	1877166.00	1407875.00	90573260.00	17-03-2021
RT&C-BILL-03/2020-21 / 158(5) Dt. 08/04/2021	Mar-21	616.264634	0.275784	0.462701	123.773307	491.752842	0.250	122938211.00	122938211.00	2458764.00	2458764.00	118020683.00	12-04-2021
RT&C-BILL-03/2020-21 / 137(5) Dt. 25/03/2021	DR BILL JAN-21					0.060870	0.250	15217.00	15217.00	304.00	304.00	14609.00	
RT&C-BILL-03/2020-21 / 137(5) Dt. 25/03/2021	DR BILL FEB-21					0.002846	0.250	661.00	661.00	13.00	13.00	635.00	
		6012.36033	2.82893	1.93100	1421.91441	4951.25957		1330794535.75	1330794535.75	26567756.00	22029403.00	1280595244.75	

opening balance as on 01-04-2020	9,86,86,334.00
Total billing as per OPTCL Bill 2020-21	1,23,78,14,893.00
payment for the year 2020-21	1,11,48,50,698.75
payable for the year 2020-21	12,29,64,194.25
Closing balance	22,16,50,528.25
PAYMENT OF March 2020	9,66,72,327.00
Rebate for the month of march 20	20,14,007.00
TOTAL PAYMENT FOR FY 2019-20	9,86,86,334.00
Provision of TDS for March 2021	24,74,147.00
Closing balance as on 31-03-2020	12,04,90,047.25



Note:- The amount lying unadjusted against excess amount paidon account of 11/33 KV Generators- Rs. 1,62,54,430.53 as per the reconciliation statement on 27-07-2013.



GRIDCO	Bill No. & date	Bill amount	TCS	Amount	Rebate	Net Amount paid	Date of Payment
March'21	GR/BS/21-22/003 dated 06.04.2021	1,55,82,73,644.12		1,55,67,169.27	1,55,67,169.27		06.05.2021
April'21	GR/BS/21-22/031 dated 06.05.2021	1,54,74,51,159.99	15,47,451.00	1,54,89,98,611.00	1,54,74,511.60	1,53,35,24,099.40	05.06.2021
May'21	GR/BS/21-22/058 dated 09.06.2021	1,31,31,63,255.76	13,13,261.00	1,31,44,76,517.00	1,31,31,632.56	1,30,13,44,884.44	09.07.2021
June'21	GR/BS/21-22/080 dated 06.07.2021	1,42,39,65,136.00	14,23,965.00	1,42,53,89,101.00	1,42,39,651.36	1,41,11,49,449.64	05.08.2021
July'21	GR/BS/21-22/104 dated 05.08.2021	1,54,93,28,272.00	15,49,552.00	1,55,08,77,824.00	1,54,93,283.00	1,53,53,84,541.00	04.09.2021
Aug'21	GR/BS/21-22/130 04.09.2021	1,62,77,51,497.60	16,27,751.00	1,62,93,79,249.00	1,62,77,515.00	1,61,31,01,734.00	04.10.2021
Sept'21	GR/BS/21-22/154 dated 05.10.2021	1,44,82,38,870.00	14,48,239.00	1,44,96,87,109.00	1,44,82,389.00	1,43,52,04,720.00	04.11.2021
Oct'21	GR/BS/21-22/188 dated 05.11.2021	1,51,21,48,826.00	15,12,155.00	1,51,36,60,981.00	1,51,21,489.00	1,49,85,39,492.00	04.12.2021
Nov'21	Bill no GR/BS/21-22/220 dated 06.12.2021	1,25,42,11,510.00	12,54,212.00	1,25,54,65,722.00	1,25,42,115.00	1,24,29,23,607.00	05.01.2022
Dec'21	Bill no GR/BS/21-22/252 dated 05.01.2022	1,25,19,36,745.60	12,51,937.00	1,25,31,88,682.60			
	Total	12,92,81,95,272.95	1,29,28,523.00	12,94,11,23,796.60	13,23,29,755.79		

## OPTCL

Billing Mor	Bill No. & date	Amount	Rebate	TDS	Net Amount paid	Date of Payment
March'21	TRANS/NESCO/Cur/Mar-21 Dated 08/04/2021	12,29,38,211.00	24,58,764.00	24,58,764.00	11,80,20,683.00	12.04.2021
April'21	TRANS/TPNODL/Cur/Apr-21 Dated 10/05/2021	13,44,14,021.00	26,88,280.00	26,88,280.00	12,90,37,461.00	12.05.2021
May'21	TRANS/TPNODL/Cur/May-21 Dated 11/06/2021	11,53,34,795.00	23,06,696.00	23,06,696.00	11,07,21,403.00	16.06.2021
June'21	TRANS/TPNODL/Cur/June-21 Dated 07/07/2021	12,47,76,136.00	24,95,523.00	24,95,523.00	11,97,85,090.00	09.07.2021
July'21	TRANS/TPNODL/Cur/July-21 Dated 06/08/2021	13,54,10,802.00	27,08,216.00	27,08,216.00	12,99,94,370.00	09.08.2021
Aug'21	TRANS/TPNODL/Cur/Aug-21 Dated 07/09/2021	14,23,37,778.00	28,46,756.00	28,46,756.00	13,66,44,266.00	09.09.2021
Sept'21	TRANS/TPNODL/Cur/Sept-21 Dated 07/10/2021	12,67,16,413.00	25,34,328.00	25,34,328.00	12,16,47,757.00	11.10.2021
Oct'21	TRANS/TPNODL/Cur/Oct-21 Dated 06/11/2021	13,22,75,621.00	26,45,512.00	26,45,512.00	12,69,84,597.00	09.11.2021
Nov'21	TRANS/TPNODL/Cur/Nov-21 Dated 08/12/2021	10,96,40,945.00	21,92,819.00	21,92,819.00	10,52,55,307.00	09.12.2021
Dec'21	TRANS/TPNODL/Cur/Dec-21 Dated 06/01/2022	10,94,05,603.00	21,88,112.00	21,88,112.00	10,50,29,379.00	10.01.2022
	Total	1,13,03,12,114.00	2,50,65,006.00	2,50,65,006.00		

## SLDC

Month	Bill No. & date	Amount	Short paid	Rebate	TDS	Net Payable	Date of Payment	
April'21	535/03.04.2021(01.04.21 to 03.04.21)	83,460.00			-	1,669.00	25-05-2021	
April'21	03/30.04.2021(04.04.21 to 30.04.21)	7,61,490.00			7,614.90	15,230.00	25-05-2021	
May'21	52/31.05.2021	8,46,100.00			9,297.00	16,922.00	29-06-2021	
June'21	100/30.06.2021	8,46,100.00	8,477.00		8,461.00	16,922.00	30-07-2021	
July'21	148/31.07.2021	8,46,100.00			8,461.00	16,922.00	27-08-2021	
Aug'21	196/31.08.2021	8,46,100.00			8,461.00	16,922.00	28.09.2021	
Sept'21	244/30.09.2021	8,46,100.00			8,461.00	16,922.00	26.10.2021	
Oct'21	292/31.10.2021	8,46,100.00			8,461.00	16,922.00	29.11.2021	
Nov'21	340/30.11.2021	8,46,100.00			8,461.00	16,922.00	8,20,717.00	27.12.2021
Dec'21	388/31.12.2021	8,46,100.00				8,20,717.00		
	Total	76,13,750.00	8,477.00	67,677.90	1,35,353.00			

Power purchase cost :	Amount in Rs.
GRIDCO	12,92,81,95,272.95
TPCODL	83,37,677.00
OPTCL-Transmission	1,13,03,12,114.00
SLDC	76,13,750.00
Total	14,07,44,58,813.95
Rebate	15,74,62,439.69





## Annexure - F11

SLDC	Month	Amount	Gross	Rebate	TDS	Net	Date of
Bill No/		(Rs.)	Amount	Availed	DEDUCTED/	Amount	Payment
Date			Paid		DEPOSITED	Paid	
CLD-REV-9-26/2018/1291 DT. 30-04-20	Apr-20	8,14,000.00	8,14,000.00	8,140.00	16,280.00	7,89,580.00	29-05-2020
CLD-REV-9-26/2018/1627 DT. 01-06-20	May-20	8,34,600.00	8,34,600.00	8,346.00	16,692.00	8,09,562.00	29-06-2020
CLD-REV-9-26/2018/2050 DT. 30-06-20	Jun-20	8,34,600.00	8,34,600.00	8,346.00	12,519.00	8,13,735.00	29-07-2020
CLD-REV-9-26/2018/2465 DT. 31-07-20	Jul-20	8,34,600.00	8,34,600.00	8,346.00	12,519.00	8,13,735.00	27-08-2020
CLD-REV-9-26/2018/ DT. 30-08-20	Aug-20	8,34,600.00	8,34,600.00	8,346.00	12,519.00	8,13,735.00	24-09-2020
CLD-REV-9-26/2018/3345 DT. 30-09-20	Sep-20	8,34,600.00	8,34,600.00	8,346.00	12,519.00	8,13,735.00	29-10-2020
CLD-REV-9-26/2018/3753 DT. 02-11-20	Oct-20	8,34,600.00	8,34,600.00	8,346.00	12,519.00	8,13,735.00	25-11-2020
CLD-REV-9-26/2018/4086 DT. 01-12-20	Nov-20	8,34,600.00	8,34,600.00	8,346.00	12,519.00	8,13,735.00	29-12-2020
CLD-REV-9-26/2018/ DT. 01-02-21	Dec-20	8,34,600.00	8,34,600.00	8,346.00	12,519.00	8,13,735.00	28-01-2021
CLD-REV-9-26/2018/144 DT. 01-02-21	Jan-21	8,34,600.00	8,34,600.00	8,346.00	12,519.00	8,13,735.00	24-02-2021
CLD-REV-9-26/2018/453 DT. 02-03-21	Feb-21	8,34,600.00	8,34,600.00	8,346.00	12,519.00	8,13,735.00	23-03-2021
	Mar-21	8,34,600.00	8,34,600.00	8,346.00	16,692.00	8,09,562.00	
<b>Total</b>		<b>99,94,600.00</b>	<b>99,94,600.00</b>	<b>99,946.00</b>	<b>1,62,335.00</b>	<b>97,32,319.00</b>	

